

2022 ASPS

Procedural Statistics Release



AMERICAN SOCIETY OF
PLASTIC SURGEONS®

The American Society of Plastic Surgeons® Procedural Statistics Data Insights Partners:

CosmetAssure®
We Cover Complications.

20 Years

PatientNow
PRACTICE WITH PURPOSE



Published on
September 26, 2023

Table of Contents:

02	Introduction
03	Message from the ASPS Immediate-Past President
04	Overall Trends
06	Cosmetic Surgical Procedures
07	Top 5 Cosmetic Surgical Procedures
08	Spotlight On: Breast Reduction
10	Cosmetic Minimally Invasive Procedures
11	Top 5 Cosmetic Minimally Invasive Procedures
12	Spotlight On: Lip Augmentation with Fillers
14	Reconstructive Procedures
16	Top 5 Reconstructive Procedures
17	Spotlight On: Hand Surgery
18	The 2022 Cosmetic Surgery Trends
20	Cosmetic Surgery Age Distribution
26	Balancing Beauty with Your Budget
28	Average Surgeon/Physician Fees
29	Male Plastic Surgery Trends
31	Cosmetic Surgery Gender Distribution
33	Reconstructive Breast Procedures
34	Regional Distribution
37	Statement of Methodology
38	Glossary of Terms
41	Further Information

Introduction

The American Society of Plastic Surgeons (ASPS), a nonprofit organization, supports members in their efforts to provide the highest quality patient care through education, research and advocacy. It is the only organization with three decades of plastic surgery statistics – 1992-2022.

ASPS is the largest organization of board-certified plastic surgeons in the world. With more than 8,000 members, the Society is recognized as a leading authority and information source on cosmetic and reconstructive plastic surgery.

ASPS comprises more than 92 percent of all board-certified plastic surgeons in the United States. Founded in 1931, the Society represents physicians certified by the American Board of Plastic Surgery (ABPS) or The Royal College of Physicians and Surgeons of Canada.

The ASPS mission is to advance quality care to plastic surgery patients by encouraging high standards of training, ethics, physician practice and research in plastic surgery. ASPS Member Surgeons are uniquely qualified to perform cosmetic and reconstructive plastic surgery on the face and all areas of the body.

A Message from ASPS Immediate-Past President Gregory A. Greco, DO, FACS

There's no doubt that plastic surgery is transformative. Board-certified plastic surgeons restore function, improve form and meet the personalized needs of each patient by understanding their unique motivations and expectations. Throughout the course of the past several years, plastic surgery itself experienced a transformation. Not just in terms of techniques and technology, but how it is perceived.

Patients have become more transparent and comfortable in sharing their journeys. And with that shift plastic surgery now enjoys greater social awareness and open dialogue. There is also a better understanding of what plastic surgery is about at its core: healing, self-actualization, improving quality of life and helping patients achieve results through innovative, evidence-based medicine that prioritizes safety and efficacy.

Recent years have been marked by near constant change as we have witnessed how plastic surgeons innovated and adapted to serve patients and stay on top of emerging trends. From surgical to minimally invasive, plastic surgeons worked to provide procedures for patients across a spectrum of needs even as we saw skyrocketing inflation and shifting economic headwinds.

The numbers contained within this report provide an overview of these efforts. They highlight the real choices patients made guided in consultation with their plastic surgeons. And they offer a data-informed glimpse to where we are headed in the years to come.

My sincere gratitude goes to each ASPS Member Surgeon, the experts and thought leaders in the specialty, who've shared critical data for this report. They've given us a direct look into the current state of plastic surgery across every region. I further thank all who helped in publishing this data. Gathering and presenting these statistics isn't simple.

Without further delay, let's turn the page, explore these insights and discuss this exciting chapter in plastic surgery's storied history.

Sincerely,



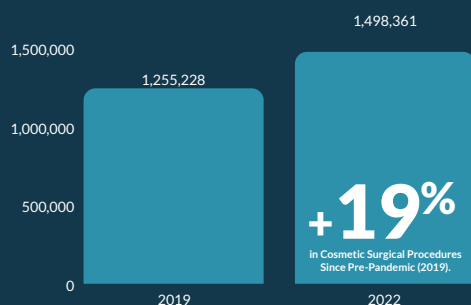
A handwritten signature in blue ink, reading "Gregory A. Greco". The signature is fluid and stylized, with the first name "Gregory" and last name "Greco" clearly legible.

Gregory A. Greco, DO, FACS
Immediate-Past President, American Society of Plastic Surgeons

Overall Trends

Since pre-pandemic, plastic surgery has had a noticeable upswing. Comparing the 2022 Procedural Statistics to 2019, **cosmetic surgery procedures have grown by 19%**. Procedures focusing on the **body, including liposuction, tummy tuck (abdominoplasty) and arm and lower body lifts led the way, accounting for a 25% uptick and 576,485 procedures total in 2022.**

This overall procedure count mirrors the number of **breast category procedures (575,492) which grew by 15% since 2019** and includes breast augmentation, breast lift (mastopexy) and breast reductions. **Surgical procedures for the face grew an average of 18% over the course of the pandemic – totaling 346,384** and includes procedures such as eyelid surgery (blepharoplasty), facelifts and nose reshaping (rhinoplasty).



Credit: The American Society of Plastic Surgeons Procedural Statistics Release (2022)

Face and Neck

As many people donned masks in public through the pandemic, the eyes became the main (if not the only) focal point of faces in public. This intensified emphasis on the eyes coupled with a desire to look and feel rejuvenated during virtual interactions contributed to a notable surge in eyelid surgery in 2022 - **placing blepharoplasty at number 4 overall in the top plastic surgery procedures.**

As pandemic masks came off, focus seemed to drift to the lips. **Lip augmentation with fillers secured a spot in its entry year among the top five most sought-after minimally invasive cosmetic treatments.** Much of its rise can be credited to social media, with influencers on platforms like Instagram and TikTok amplifying its appeal through short-form videos dedicated to the procedure.

The past year also saw **a noteworthy 8% growth in facelift procedures.** This surge may be attributed to heightened self-awareness of facial aging, especially as patients found themselves frequently

8% GROWTH IN FACELIFT PROCEDURES

Credit: The American Society of Plastic Surgeons Procedural Statistics Release (2022)

working via virtual platforms, seeing their image reflected more often than before the pandemic. The rise of rapid weight loss attributed to medications like Ozempic introduced a phenomenon colloquially termed “Ozempic-face,” where the face exhibits more pronounced signs of aging due to rapid and significant weight loss. While it’s early to predict the implications of this trend on plastic surgery, ASPS is currently monitoring its possible impact.

Minimally invasive procedures gained traction throughout 2022, offering quicker recovery and almost instant results. **Neuromodulator injections and dermal fillers emerged as favorites, experiencing a nearly two-fold increase since 2019** and taking the one and two spots respectively. Skin rejuvenation treatments like chemical peels, dermabrasion, laser pulse therapy and skin resurfacing also continued to climb in popularity.

Chest and Core

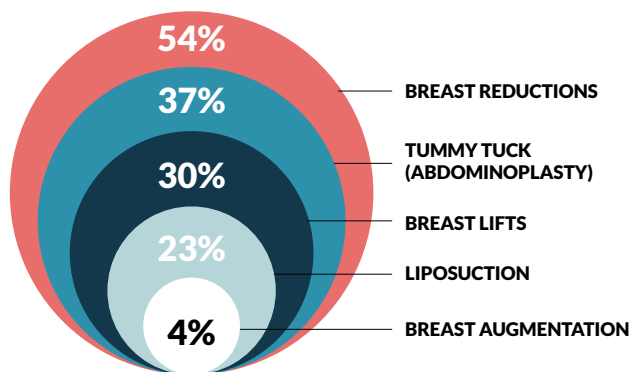
Body-centric procedures maintained a prominent spot in the world of aesthetic enhancements, especially post-pandemic. As many took to the gym or adopted weight loss medications to combat “COVID weight,” plastic surgery emerged as a game changer for many looking to improve stubborn areas that exercise alone couldn’t eliminate, or refine effects of rapid weight loss.

Overall Trends (Continued)

Liposuction, targeting those obstinate fat deposits, topped the list of cosmetic procedures in 2022. With a staggering 325,669 procedures performed, it marked an impressive 23% increase since 2019. Close on its heels **at number 3, tummy tuck (abdominoplasty)** not only flattened a significant number of abdomens but also **witnessed a 37% uptick since the pre-pandemic days, with 161,948 procedures performed in 2022.**

Breast augmentation retained its stronghold in the aesthetic domain. Accounting for **298,568 procedures in 2022, it came in a close second and marked 4% growth since 2019.** There was also a notable increase in **breast lifts, which earned the number 4 spot in the Top 5. With 143,364 procedures in 2022, breast lifts surged 30% since 2019.**

Increases in Chest and Core Cosmetic Surgical Procedures Over Pre-Pandemic Reported Data.



Credit: The American Society of Plastic Surgeons Procedural Statistics Release (2022)

In an era where personal comfort and body acceptance have become central, there was a **remarkable 54% increase in patient demand for breast reductions since 2019.** This may indicate a broader trend of individuals seeking balance and proportionality, valuing both comfort and aesthetics in their transformation journey.

Parallel trends emerged within the realm of minimally invasive procedures. Specifically, noninvasive fat reduction methods, such as **cryolipolysis, witnessed a phenomenal upswing. With a 77% increase** over the pre-pandemic year of 2019, these procedures highlighted an inclination to-

wards treatments that offer noticeable results without the extensive recovery time associated with surgical interventions.

Additionally, indicators for firmer and rejuvenated skin may have underscored increased demand for **nonsurgical skin tightening. With a 22% increase since 2019,** these treatments are cementing their position in the aesthetic realm as patients move toward these methods for quick results and reduced downtime.

Lower Body and Extremities

As the focus on upper-body enhancements persisted post-pandemic, the lower body and extremities were also a popular area for rejuvenation and transformation. Traditional methods of exercise and dieting, though essential to weight loss and management, often face limitations when it comes to restoring the skin's natural elasticity.

Surgical interventions in these areas such as **upper arm lifts (brachioplasty) grew 23% and demand for lower body lifts increased 28%.** These procedures help ensure a harmonious blend of muscle tone and skin tautness, bringing forth a more balanced and proportionate physique.

Patients also sought out definition in the buttocks and gluteal area across an array of procedures. While **buttock implants (1,164 procedures) and lifts (7,338) increased,** they did not reach the level of demand for the more well-known **buttock augmentation with fat grafting (aka Brazilian Butt Lifts or "BBLs"), which netted 28,638 procedures in 2022, representing an increase of 2% since 2019.**

Noninvasive treatments, also saw a surge in demand. **Laser vein treatments (sclerotherapy) gained traction growing by 22% over the course of the three years.** Aiming to address the often unsightly and sometimes uncomfortable spider and varicose veins, these treatments emerged as a beacon for those seeking flawless legs.

2022 Cosmetic Surgical Procedures

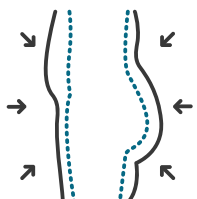
COSMETIC SURGICAL PROCEDURES	2022	Pre-Pandemic (2019)	% CHANGE 2022 vs 2019
COSMETIC SURGICAL PROCEDURES - BREAST			
Breast augmentation (Implant placement for both primary and/or revisions)**	298,568	287,085	4%
Breast implant removals (Augmentation patients only)**	37,679	33,642	12%
Breast lift (Mastopexy)**	143,364	110,280	30%
Breast reduction (Aesthetic patients only)**	71,364	46,340	54%
Breast reduction in males (Gynecomastia)**	24,517	20,955	17%
TOTAL	575,492	498,302	15%
COSMETIC SURGICAL PROCEDURES - BODY			
Abdominoplasty**	161,948	118,210	37%
Buttock augmentation with fat grafting**	28,638	28,076	2%
Buttock implants**	1,164	970	20%
Buttock lift**	7,338	3,945	86%
Labiaplasty**	10,433	11,218	-7%
Liposuction	325,669	265,209	23%
Lower body lift**	10,445	8,160	28%
Thigh Lift**	9,421	9,712	-3%
Upper arm lift (Brachioplasty)**	21,429	17,422	23%
TOTAL	576,485	462,922	25%
COSMETIC SURGICAL PROCEDURES - FACE			
Buccal fat pad removal†**	4,543	*	*
Cheek implant (Malar augmentation)**	8,238	3,295	150%
Chin augmentation (Mentoplasty)**	5,403	5,246	3%
Ear surgery (Otoplasty)**	4,713	8,268	-43%
Eyelid surgery (Blepharoplasty)**	115,261	101,605	13%
Facelift (Rhytidectomy)**	72,668	67,285	8%
Facial fat grafting**	33,877	36,823	-8%
Forehead lift**	13,318	16,046	-17%
Liposuction (Submental)†**	22,285	*	*
Neck lift**	21,575	22,952	-6%
Nose reshaping (Rhinoplasty)**	44,503	32,484	37%
TOTAL	346,384	294,004	18%
TOTAL COSMETIC SURGICAL PROCEDURES	1,498,361	1,255,228	19%

* Data unavailable in prior year.

** Counts of procedures performed by ASPS Member Surgeons only.

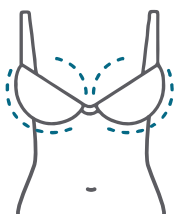
† First year procedure is being reported.

Top 5 Cosmetic Surgical Procedures for 2022



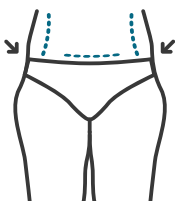
1. Liposuction

Liposuction holds the top spot for the second release in a row. Liposuction sculpts the body by removing excess fat from specific areas, including the abdomen, hips, thighs, butt, arms, back or neck, to improve contouring creating a more proportionate appearance. Liposuction removes stubborn, unwanted fat that diet and exercise can't eliminate.



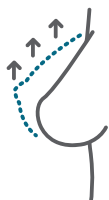
2. Breast Augmentation

Breast augmentation remains one of the most popular plastic surgery procedures, again making the Top 5. This procedure enhances the size and shape of breasts using implants to correct small, uneven or disproportionate breasts. Breast augmentation has been one of the most popular cosmetic procedures since 2006.



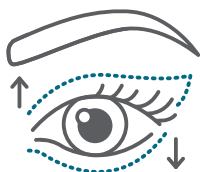
3. Tummy Tuck (Abdominoplasty)

Tummy tucks continue to be a favorite procedure, grabbing a spot in the Top 5 for a second year. The abdominal area is tightened and reshaped with this surgery to improve waistline definition and give a slimmer appearance. A tummy tuck can help transform loose or sagging skin, eliminate excess fat deposits and tighten abdominal muscles.



4. Breast Lift (Mastopexy)

Breast lifts made a reappearance in the Top 5 for the second time in a row. This procedure repositions the breasts to reduce sagging, low volume and downward-pointing nipples. It does not change the size of the breasts but can help improve symmetry and create a more balanced appearance. It often includes combination procedures like mommy makeovers.



5. Eyelid Surgery (Blepharoplasty)

Eyelid surgery returns to the Top 5 this year. Eyelid surgery removes excess skin, fat or muscle from the upper or lower eyelids (sometimes both) to reduce droopiness or puffiness around the eyes, making them appear refreshed.

The Rise in Reductions: Understanding Journeys. Celebrating Outcomes.

Breaking Down the Numbers

In 2019, before the seismic impacts of the pandemic, ASPS member surgeons reported 46,340 cosmetic breast reductions performed. But by 2022, this number soared to 71,364, representing a staggering 54% increase. These figures aren't just numbers on paper – they represent deeper trends shaping individual choices and societal change.

Cosmetic Breast
Reduction Rose
54%
over pre-pandemic
numbers



What's Driving the Surge?

Several factors might be contributing to this trend:

- 1. Reassessed Priorities:** The pandemic served as a period of reflection, steering many to prioritize personal comfort and wellbeing.
- 2. Financial Reprioritization:** Despite economic challenges, some patients accrued savings from reduced expenses in travel, dining out and other activities. This may have paved the way for investment in long desired elective procedures.
- 3. Remote Work and Flexibility:** With added flexibility, recovery from surgeries without the strain of commuting or physical office presence became more feasible.
- 4. Health and Fitness Focus:** The pandemic saw many embracing fitness and a healthier lifestyle. Many patients share that a desire to be more active and comfortable while exercising is closely tied to their reasons for seeking breast reduction.
- 5. Mental Health Awareness:** Dialogues around wellbeing have spotlighted emotional concerns linked to larger breasts, naming breast reduction as a holistic solution.

The Power of Digital Narratives

Beyond consultations, platforms like Instagram and TikTok have emerged as focal points for candid conversations on breast reductions:

- 1. Narrating Personal Stories:** Women are granting unprecedented access into their breast reduction experiences, from apprehensions in the before to the celebratory after.
- 2. Voicing Transformations:** Testimonies highlight not just the tangible benefits but also the psychological uplift experienced post-surgery.
- 3. Guiding Aspirants:** For those contemplating the procedure, genuine narratives offer assurance and clarity, spotlighting the surgery as a life-enhancing and personal choice.
- 4. Education and Awareness:** Moving beyond anecdotes, these platforms serve as reservoirs of information, dispelling myths and providing patient-led insights.

The Broader Implication

The 54% rise in breast reduction surgeries post-pandemic gives added insights to a society prioritizing individual comfort and self-empowerment.

While the choice to undergo a procedure is deeply personal and individualized, this collective spike in numbers suggests an intersection of personal wellbeing, medical advancements and the digital age's power in sharing personal narratives and transformative journeys.

Understanding Breast Reduction Surgery

At its core, breast reduction is more than just a cosmetic procedure. It involves the strategic removal of skin and tissue from the breasts, followed by reshaping and elevation, resulting in a more proportionate bust size.

Why Choose Breast Reduction?

There's a myriad of reasons women opt for this surgery, but they all align with one goal: enhancing the quality of life. *Here's how:*

The Rise in Reductions: Understanding Journeys. Celebrating Outcomes. (Continued)

- **Boosted Confidence:** Women often report a surge in self-confidence, feeling more at ease in their own skin post-surgery.
- **Wardrobe Accessibility:** The freedom to pick outfits without restraint and shop universally.
- **Relief from Pain:** The alleviation from persistent back pain and the discomfort from bra straps.
- **Revived Energy:** The liberation from physical weight brings newfound vitality.
- **Exercise Unhindered:** Engaging in physical activities without pain or discomfort.
- **Skin Health:** A significant reduction in skin irritations often associated with larger breasts.
- **Unrestricted Breathing:** Easier and more comfortable breathing.

Considering the Risks

Every surgical procedure comes with its set of risks. With breast reduction, some of these risks include changes in breast or nipple sensation, potential inability to breastfeed, infections, bleeding and scarring. It's important to have a candid conversation with your ASPS member surgeon about these risks and what they mean for your specific situation.

Costs, Coverage and Consultation

While the benefits are many, it's essential to be aware of costs and processes. Potential candidates for surgery must consider additional expenses like anesthesia, post-surgery garments and medical tests.

Health insurance plans may cover some portions of breast reduction surgery, and it's crucial to consult with the respective plastic surgeon's office and insurance providers to understand coverage and potential out-of-pocket expenses.

The consultation phase is critical to improved outcomes. A candid discussion about your health, desired outcomes, lifestyle and any apprehensions or concerns is the foundation for a

successful procedure. ASPS encourages potential candidates to have a checklist of questions, ensuring they have all the information they need.

Use this checklist as a guide during your breast reduction consultation:

- ☒ Are you certified by the American Board of Plastic Surgery?
- ☒ Are you a member of the American Society of Plastic Surgeons?
- ☒ Were you trained specifically in the field of plastic surgery?
- ☒ How many years of plastic surgery training have you had?
- ☒ Do you perform this procedure in accredited facilities?
- ☒ Am I a good candidate for this procedure?
- ☒ What will be expected of me to get the best results?
- ☒ Where and how will you perform my procedure?
- ☒ What surgical technique is recommended for me?
- ☒ How long of a recovery period can I expect, and what kind of help will I need during my recovery?
- ☒ What are the risks and complications associated with my procedure?
- ☒ How are complications handled?
- ☒ What are my options if I am dissatisfied with the outcome?
- ☒ Do you have before-and-after photos I can look at for this procedure and what results are reasonable for me?

2022 Minimally Invasive Procedures

COSMETIC MINIMALLY INVASIVE PROCEDURES	2022	Pre-Pandemic (2019)	% CHANGE 2022 vs 2019
Neuromodulator injection (Botox [®] , Dysport [®] , Xeomin [®] , Jeuveau [®])	8,736,591	5,043,057	73%
Lip augmentation (with injectable materials)†	1,378,631	*	*
Noninvasive fat reduction (e.g., Coolsculpting [®] , Liposonix [®] , Emsculpt [®] , Vanquish [®] , Zerona [®] , Kybella [®])	682,932	386,557	77%
Noninvasive skin tightening (e.g., Pelleve [®] , Thermage [®] , Ulthera [®])	408,970	334,351	22%
Sclerotherapy	491,330	319,895	54%
Skin resurfacing (e.g., Dermabrasion, Chemical peel, Lasers - Ablative/Non-ablative, Microdermabrasion)†	3,322,292	*	*
Skin treatment (Combination lasers) (e.g., Laser hair removal, IPL treatment, Laser tattoo removal, Laser treatment of leg veins)†	2,915,199	*	*
HA fillers (e.g., Juvederm Ultra [®] , Ultra Plus [®] , Voluma [®] , Volbella [®] , Vollure [®] , Restylane Lyft [®] , Restylane Silk [®] , Belotero [®] , Bolvella [®] , Restylane [®])	4,883,419	2,878,201	70%
Non-HA fillers (e.g., Radiesse [®] , Sculptra [®] , Bellafill [®] , Renuva [®])†	852,905	*	*
TOTAL COSMETIC MINIMALLY INVASIVE PROCEDURES	23,672,269	*	*

* Data unavailable in prior year.

** Counts of procedures performed by ASPS Member Surgeons only.

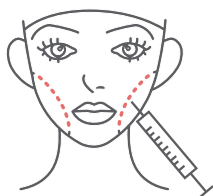
† First year procedure is being reported.

Top 5 Cosmetic Minimally Invasive Procedures for 2022



1. Neuromodulator Injections

These injections, commonly known by their brand names as Botox®, Dysport®, Xeomin® and Jeuveau®, remain the most popular minimally invasive procedure. This procedure works by stopping the facial muscles from contracting, giving a temporary smoothness to facial wrinkles like crow's feet, frown lines and forehead lines caused by routine facial movements.



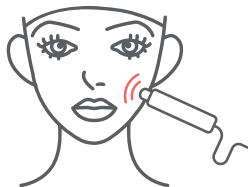
2. Soft Tissue Fillers/HA Fillers

Second in popularity are hyaluronic acid injectable fillers such as Juvederm Ultra®, Ultra Plus®, Voluma®, Volbella®, Vollure®, Restylane Lyft®, Restylane Silk®, Belotero®, Bolvella® and Restylane®. They temporarily restore volume and smooth out wrinkles and fine lines in the face without incisions. Results are immediate, and the recovery time is short.



3. Skin Resurfacing

These procedures remove the top layer of skin in various ways to stimulate the growth of new, healthier and more youthful-looking skin, giving patients a more radiant complexion. Methods include dermabrasion, chemical peels, lasers and microdermabrasion. They improve the appearance and texture of skin leaving it tightened and rejuvenated.



4. Skin Treatments

Skin treatments can help solve a variety of concerns in a minimally invasive way. Combination laser treatments use different wavelengths to address multiple skin issues simultaneously, offering a comprehensive approach to skin rejuvenation. Intense Pulsed Light (IPL) treatments improve skin tone and texture by targeting pigmentation irregularities, redness or sun damage.




5. Lip Augmentation

This procedure is growing in popularity, allowing patients a minimally invasive way to enhance the volume and shape of their lips with filler. The filler is expertly injected by a qualified injector to achieve a natural and customizable transformation, temporarily resulting in plumper and more defined contours. Results are often immediate, and the recovery period is brief.

Lip Augmentation Has Entered the Chat:

New Entry Is More Than Just a Fairweather Fad

As pandemic-era masks came off, there was a noted rise in lip augmentation treatments, with a remarkable 1,378,631 performed in 2022 alone. But is this surge in lip augmentation a passing phase, or does it reflect a more profound cultural shift? Let's explore the factors driving this trend.



The Evolution of Lip Augmentation

- **The Celebrity Catalyst:** Kylie Jenner's transition from thin-lipped teenager to full-pouted beauty icon arguably spurred the initial wave of lip augmentation interest. The "Kylie Effect" made fuller lips a sought-after aesthetic.
- **The Role of Media and Influencers on Younger Demographics:** Platforms like Instagram and TikTok play a big role in shaping beauty trends. Many influencers shared their experiences with lip fillers, making the procedure less intimidating. The temporary nature of lip fillers also means patients can try them without the long-term commitment.
- **The Desire for Personalized Beauty:** Patients aren't just trying to copy celebrities. Many are looking to express themselves and enhance

their natural features in a way that feels right for them.

- **Economic Considerations and Accessibility:** In uncertain economic times, lip augmentation can be seen as a more affordable beauty treatment. Compared to other procedures, lip fillers are less invasive and less expensive, making them a popular choice for many, not just the younger generation.

The Multifaceted Benefits of Lip Fillers

Lip Augmentation through hyaluronic acid can address several concerns, including:

- **Correcting Lip Asymmetries**
- **Reducing Fine Lines**
- **Defining Lip Shape and Cupid's Bow**
- **Adding Natural Fullness**

Social Trends and Broader Implications

Lip augmentation's rise post-pandemic signifies evolving beauty standards and it reflects deeper changes in self-expression, identity and values. When we delve into the reasons behind this trend, it's clear that the impact of the procedure goes beyond appearance alone and is informed by a complex number of factors including influencers, digital messaging, economics and a desire to do something for oneself.

Why Choose Lip Augmentation?

There are varied reasons patients opt for this treatment, but they all converge on one aim: refining facial beauty and self-expression. Here's how:

- **Enhanced Self-Confidence:** Many report a boost in self-assuredness, feeling more comfortable and radiant post-procedure.
- **Accentuated Features:** Achieve balance between the lips and other facial characteristics.

Regardless of the desired outcome, it's crucial to approach lip augmentation after research and with reasonable expectations.

Lip Augmentation Has Entered the Chat:

New Entry Is More Than Just a Fairweather Fad (Continued)

- **Ease Natural Aging:** Especially thinning lips, to regain a refreshed appearance.
- **Versatile Aesthetics:** Lip augmentation caters to various aesthetic goals, from subtle refinement to dramatic enhancement.
- **Reduced Lip Lines:** Achieve a smoother appearance, minimizing the presence of lip lines and wrinkles.
- **Tailored Duration:** Depending on the chosen filler, results can range from temporary to longer lasting.
- **Customized Outcomes:** Procedures are adaptable, offering results that match individual preferences.

tire procedure is imperative. It's also important to account for auxiliary costs such as consultation fees and post-procedure care.

When considering lip augmentation, a patient's initial consultation is important. A detailed dialogue about their overall health, anticipated results, lifestyle and any concerns set the foundation for an informed decision.

It's recommended patients come prepared with questions for their qualified injector to help this process.

Use this checklist as a guide during your lip augmentation consultation:

- ☒ Are you certified by the American Board of Plastic Surgery?
- ☒ Are you a member of the American Society of Plastic Surgeons?
- ☒ Were you trained specifically in the field of plastic surgery?
- ☒ How many years of plastic surgery training have you had?
- ☒ Am I a suitable candidate for this procedure?
- ☒ What will be expected of me to get optimal results?
- ☒ Where and how will you conduct my procedure?
- ☒ Which lip augmentation method do you recommend for me?
- ☒ What is the expected recovery period?
- ☒ What are the risks and potential complications with this procedure?
- ☒ How do you handle complications?
- ☒ What if I don't like my results?
- ☒ Can I see before-and-after photos of this procedure, and what outcomes I can realistically anticipate?

Procedures are **adaptable**, offering results that match individual preferences.

Considering the Risks

As with every medical enhancement, lip augmentation is not without risks. Patients might experience swelling, bruising, lumpiness or dissatisfaction with the results. A candid discussion with your qualified injector is critical to comprehend these risks and their implications for your unique case.

Costs, Coverage and Consultation

While lip augmentation can be transformative, understanding the associated costs and the en-

2022 Reconstructive Procedures

RECONSTRUCTIVE PROCEDURES**	2022	Pre-Pandemic (2019)	% CHANGE 2022 vs 2019
Breast implant removal (reconstructive patients only)	24,316	22,934	6%
Breast reconstruction	151,641	135,996	12%
Burn Care	23,399	25,854	-9%
Cleft Lip & Palate Repair	12,615	13,938	-9%
Hand surgery (i.e., Carpal tunnel, Arthritis, Trigger finger)	204,412	204,105	0%
Hernia repair	12,961	13,715	-5%
Head and neck reconstruction (including microsurgical)	21,278	23,510	9%
Laceration repair (other than facial)	44,857	53,002	-15%
Lower extremity reconstruction (including microsurgical)	21,278	23,510	-9%
Maxillofacial	52,448	73,995	-29%
Pelvic floor reconstruction	3,406	3,144	8%
Pressure ulcers	16,216	15,431	5%
Scar revision	50,930	56,275	-9%
Treatment of dog bites	18,917	20,902	-9%
Tumor removal (including skin cancer)	344,697	352,164	-2%
TOTAL RECONSTRUCTIVE PROCEDURES	1,017,003	1,050,765	-3%

* Data unavailable in prior year.

** Counts of procedures performed by ASPS Member Surgeons only.

† First year procedure is being reported.

Top 5 Reconstructive Procedures for 2022



1. Tumor Removal

Tumor removal keeps its top spot. This procedure eliminates abnormal growths or masses which may be cancerous, including skin cancer, or benign. A skilled plastic surgeon extracts the tumor while leaving surrounding healthy tissue intact. Tumor removal addresses not just the immediate health concerns of the patient but also leads to better long-term outcomes and improved quality of life.




2. Hand Surgery

Hand surgery moved up three spots to second place on the Top 5 list. This procedure is a specialized field of plastic surgery that treats and rehabilitates conditions affecting the hand, wrist and forearm, such as arthritis, carpal tunnel syndrome and trigger finger.



3. Breast Reconstruction

Breast reconstruction appears for the first time in the Top 5. This procedure restores form to the breasts post-mastectomy and has been shown to improve self-esteem and aid in positive body image after undergoing breast cancer diagnosis, treatments or other medical conditions.



4. Maxillofacial

Maxillofacial remains fourth on the Top 5 list. This reconstructive surgery restores both form and function to one of the body's most visible features – the face and jaw. It helps restore or improve essential functions such as speaking, chewing, swallowing and breathing.



5. Scar Revision

Scar revision drops two spots on the Top 5. Scars can affect a person physically, functionally and psychologically. Plastic surgeons can minimize the visibility of scars and improve their texture, giving a more natural appearance to the skin. Scar revision can also improve mobility and relieve discomfort.

Hand Surgery: Bridging Form and Function in Reconstructive Care

Breaking Down the Numbers

In 2022, ASPS cataloged 204,412 hand surgeries, securing the procedure's position as the second most performed in the reconstructive category. These figures underscore the role of hand surgery within the plastic surgery domain and its importance in addressing various medical conditions.



Hand Surgery is the
**2nd Most
Performed**
in the reconstructive
category

How Does Hand Surgery Fit Within Plastic Surgery?

While plastic surgery broadly encompasses a spectrum of aesthetic and reconstructive procedures, hand surgery stands out as a unique and specialized subset. Many mistakenly associate hand surgery exclusively with orthopedics due to its focus on bones and joints. However, the hand's intricate structure – comprising tendons, nerves, blood vessels and skin – demands a comprehensive surgical approach that considers both function and appearance. Plastic surgeons, trained in microsurgery and skilled in intricate tissue repair, are adeptly equipped to restore hand function while maintaining aesthetic harmony.

Most Common Concerns Addressed

Reconstructive hand surgeries address a myriad of issues, with several standout concerns:

- **Carpal Tunnel Syndrome:** Often arising from repetitive use, this condition compresses the median nerve, leading to symptoms ranging from numbness to severe pain.
- **Rheumatoid Arthritis:** A chronic ailment causing joint inflammation, it can lead to deformities and movement restrictions in the hands.
- **Dupuytren's Contracture:** Characterized by the thickening of the hand's fascia, it can cause fingers to permanently bend inwards.

What Patients Need to Know About Hand Surgery

For anyone considering hand surgery, there are some crucial insights to keep in mind:

- **Comprehensive Care:** Hand surgery, under the umbrella of plastic surgery, ensures that patients receive holistic care that values both function and aesthetic appeal.
- **Rehabilitation:** The post-surgery journey often includes physical therapy sessions, which are vital for regaining hand functionality.
- **Tailored Treatment:** Given the unique nature of each hand ailment, plastic surgeons design bespoke surgical plans catering to individual needs.
- **Awareness is Key:** Before opting for surgery, it's paramount for patients to understand the procedure's nuances, including potential risks, benefits and recovery expectations. This knowledge ensures that they're well-prepared for their transformative journey.

Understanding Hand Surgery

Hand surgery stands at the intersection of functionality and technique, combining the goal of restoring physical capability with the delicate fi-

Hand Surgery: Bridging Form and Function in Reconstructive Care (Continued)

ness of ensuring visual harmony. Here's a deeper look into the world of hand surgery, the conditions it addresses, and the outcomes patients can expect.

- **Anatomical Complexity:** The hand is one of the most intricate parts of the human body. Comprised of a delicate network of bones, tendons, ligaments, nerves, blood vessels and skin, any disruption can significantly impede daily tasks. Restoring such a complex structure demands a surgical approach that is both nuanced and holistic.

- **Beyond Orthopedics:** Though bones and joints are significant components of the hand, surgery in this region is not limited to orthopedics. Addressing the myriad challenges the hand may present requires an in-depth understanding of soft tissue work, nerve repair and even skin grafting. This is where plastic surgeons, skilled in reconstructive efforts, come into play, bringing a multidisciplinary approach that prioritizes both function and form.

- **Microsurgical Precision:** Many hand surgeries involve microsurgery, a subset of surgery that requires the use of specialized microscopes and incredibly precise instruments. Whether it's reattaching a severed finger or repairing minuscule nerve endings, the stakes are high, and the surgical finesse required is immense.

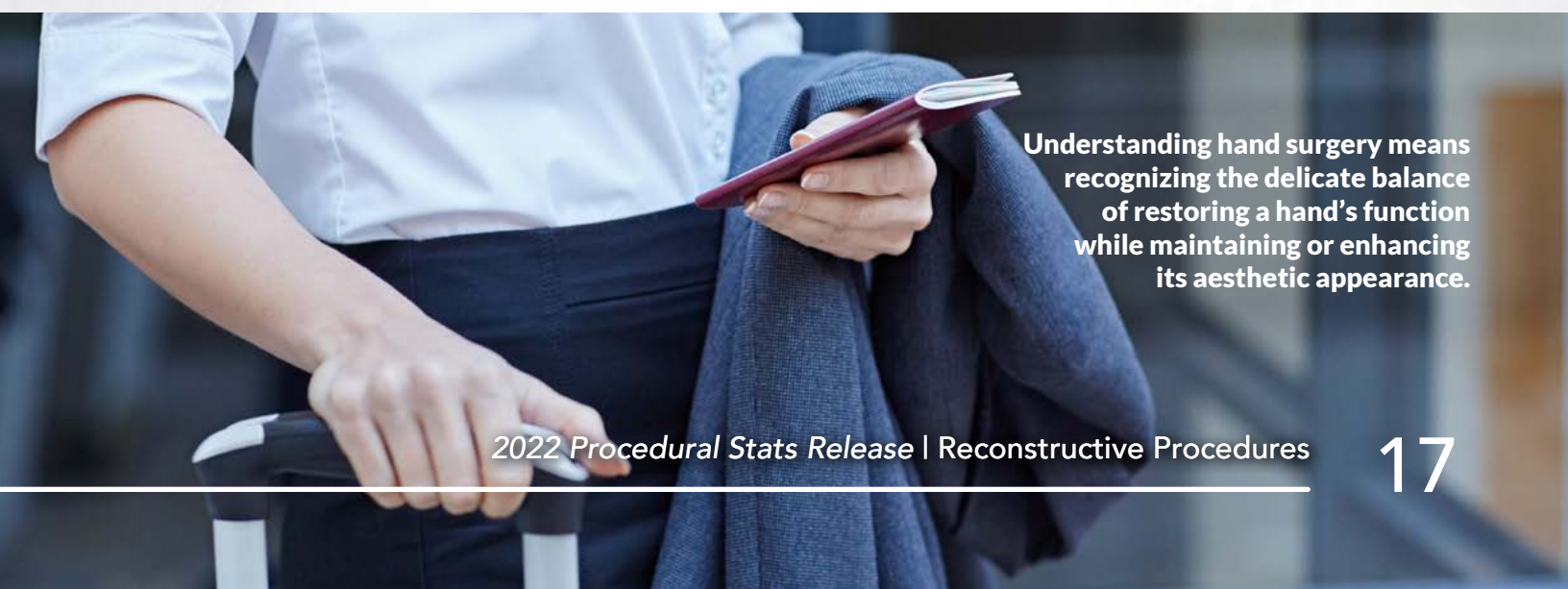
- **Collaborative Approach:** Hand surgery often involves a team of specialists. Plastic surgeons

may collaborate with orthopedic surgeons, neurologists and therapists to ensure the best possible outcome. This teamwork ensures a multi-dimensional approach to care, taking into account the hand's comprehensive health.

- **Rehabilitation is Key:** Following surgery, rehabilitation is crucial. Physical therapy helps patients regain strength, flexibility and overall function. It's a journey of recovery where patients relearn essential tasks and steadily progress toward optimal hand function.

- **Patient Involvement:** One of the key aspects of hand surgery is the patient's involvement. Surgeons emphasize the importance of understanding the procedure, setting realistic expectations and being actively engaged in post-operative care and rehabilitation. This collaboration between the surgeon and patient plays a pivotal role in ensuring successful outcomes.

In essence, understanding hand surgery means recognizing the delicate balance of restoring a hand's function while maintaining or enhancing its aesthetic appearance. It's a field marked by continuous advancements, dedicated specialists and the profound impact it has on transforming lives.



Understanding hand surgery means recognizing the delicate balance of restoring a hand's function while maintaining or enhancing its aesthetic appearance.

The 2022 Cosmetic Surgery Trends: A Deep Dive

Plastic surgery has experienced remarkable transformations throughout its history, and 2022 was no exception. With lives evolving on the heels of a pandemic and an increasingly digital world, it's fascinating to see how these changes have been mirrored in the specialty of plastic surgery. Leveraging data from the 2022 ASPS Procedural Statistics, let's delve into how generations trended last year.

Core Focus

The numbers don't lie – the body remains an area of significant focus for many. Across all generations, procedures aimed at enhancing core body contours experienced consistent growth when compared to pre-pandemic data. Generation X, patients between the ages of 40-54, comprised the majority of this category, accounting for 45% of core surgical procedures in 2022.

Leading the charge, **liposuction and tummy tucks (abdominoplasty)** saw remarkable increases of **25% and 50%, respectively**, among Gen X since 2019. Additionally, other procedures like lower body, upper arm and buttock lifts also reported significant upticks. This trend indicates a deeper pivot towards surgical solutions by those in mid-life looking to contour their bodies by targeting or lifting areas that cannot be remedied through diet and exercise.

Breasts: A Story of Enhancement and Comfort

Breast procedures remain as popular as ever with implant-based enhancements most prevalent among Millennials, the majority of whom are in the 30-39 age bracket, making up 35% of breast augmentations in 2022. Close behind, Gen X accounted for 33%, bringing the combined total for ages 30-54 to more than two-thirds. Notably, since the pre-pandemic era, Millennials have seen a 5% increase, while Gen X has experienced a significant 23% rise in these procedures.

A recent insight from the 2022 ASPS Procedural Statistics in late September showed a 54% surge in cosmetic breast reductions since 2019. Delving into this new age-specific data, it's revealed that 46% of these reductions occurred in women under 40. Patients in their 20s (some of whom are Generation Z) notably represented an 83% increase, and patient groups in their 30s a 63% increase in breast reductions since 2019.

These gains may reflect newer trends for both Gen Z and Millennials who are often characterized by their emphasis on mental health, authenticity and individualized choices. Their preferences for seeking both autonomy and shared experiences may influence decisions to pursue cosmetic breast reductions.

Facial Procedures: Reflecting a Digital World

Innovation has brought our own images to the forefront of daily life, from the screens of self-checkout kiosks to the proliferation of virtual meetings, selfies and social media tags. This omnipresence of our likenesses makes the transformations of our faces more noticeable, often captured and documented in high definition. In response to this increased visibility, Americans of all ages are becoming more attentive to the changes and nuances of their facial aesthetics.



liposuction and tummy tucks (abdominoplasty) saw remarkable **increases of 25% and 50%, respectively**, among Gen X patients

The 2022 Cosmetic Surgery Trends: A Deep Dive *(continued)*

The Baby Boomer cohort (patients ages 55-70+) claimed over half of all facial procedures, with a marked preference for rejuvenation treatments. High-demand procedures such as eyelid surgery (blepharoplasty), facelifts (rhytidectomy) and neck and forehead lifts were predominantly chosen by Baby Boomers compared to all other age groups. Although there are emerging stories of younger demographics seeking facial procedures more often, Gen X's numbers haven't quite approached those of the Baby Boomer cohort, upholding the historical trend of patients gravitating towards facial surgeries in their mid-50s.

Conversely, the under-50 demographic is increasingly opting for procedures that promote facial balance, with nose reshaping (rhinoplasty) leading the charge. Dominating 75% of rhinoplasties, the 20-49 age group shows a strong desire for these procedures, with a notable decline in interest past the age of 50. On either side of the spectrum, those under 20 represent 11% of rhinoplasty patients, while those 55 and above constitute 12%, framing a clear picture of generational priorities in facial cosmetic surgery.

Beyond the Scalpel: Minimally Invasive is Massive

The trend towards quick and less invasive treatments is unmistakable, with Gen X at the forefront, accounting for 46% of all such procedures. Baby Boomers are not far behind, representing 31%. These two age groups collectively make up 77% of the total minimally invasive procedure market. Gen X leads particularly in procedures such as neuromodulator injections (57%), hyaluronic acid fillers (50%), non-hyaluronic acid fillers (47%) and sclerotherapy (spider vein removal) (45%).

Baby Boomers hold a significant share of the market for skin resurfacing (61%), which encompasses dermabrasion, chemical peels and various laser treatments. This shift in demographics when it comes to minimally invasive options is noteworthy. While Baby Boomers tend to opt for surgical facial procedures, Gen X's preference leans towards nonsurgical 'tweakments.' This suggests a progression in cosmetic interventions, with Gen Xers possibly moving towards surgical options as their needs evolve.

Summing Up

The 2022 cosmetic surgery landscape paints a picture of a society that values personal choices, seeks empowerment through aesthetic procedures, and is more conscious of its physical self in a rapidly evolving digital world. With new techniques, products and trends emerging, it's an exciting time for both practitioners and those contemplating cosmetic procedures. As always, it's imperative to ensure that the pursuit of beauty remains rooted in safety, authenticity and wellbeing. After all, the true essence of these procedures is not just to enhance appearances but to boost confidence and self-worth.

2022 COSMETIC SURGERY AGE DISTRIBUTION (19 AND UNDER†)

AGE 19 AND UNDER†
2022 TOTAL

AGE 19 AND UNDER† % OF TOTAL PROCEDURES

AGE 19 AND UNDER† % CHANGE 2022 VS. 2019

COSMETIC SURGICAL PROCEDURES – BREAST

Breast augmentation (Implant placement for both primary and/or revisions)**^ (only 18-19 year olds)	2,492	1%	-49%
Breast implant removals (Augmentation patients only)**^ (only 18-19 year olds)	33	0%	-48%
Breast lift (Mastopexy)**	1,313	1%	1%
Breast reduction (Aesthetic patients only)**	5,996	8%	141%
Breast reduction in males (Gynecomastia)**	2,999	12%	-6%
TOTAL	12,833	2%	*

COSMETIC SURGICAL PROCEDURES – BODY

Tummy tuck (Abdominoplasty)**	112	0%	-44%
Buttock augmentation with fat grafting**^ (only 18-19 year olds)	92	0%	*
Buttock implants**	-	*	*
Buttock lift**	-	*	*
Labiaplasty**	354	3%	-66%
Liposuction	3,080	1%	2%
Lower body lift**	-	*	*
Thigh lift**	19	0%	-63%
Upper arm lift**	-	*	*
TOTAL	3,657	1%	*

COSMETIC SURGICAL PROCEDURES – FACE

Cheek implant (Malar augmentation)**	-	*	*
Chin augmentation (Mentoplasty)**	200	4%	*
Ear surgery (Otoplasty)**	1,760	37%	*
Eyelid surgery (Blepharoplasty)**	31	0%	*
Facelift (Rhytidectomy)**	75	0%	*
Facial fat grafting**	63	0%	*
Forehead lift**	53	0%	*
Neck lift**	23	0%	*
Nose reshaping (Rhinoplasty)**	4,832	11%	*
TOTAL	7,037	2%	*
TOTAL COSMETIC SURGICAL PROCEDURES	23,527	2%	*

COSMETIC MINIMALLY INVASIVE PROCEDURES

Neuromodulator injection (Botox®, Dysport®, Xeomin®, Javeau®)	25,308	0%	75%
Sclerotherapy	734	0%	50%
Skin resurfacing (e.g., Dermabrasion, Chemical peel, Laser - Ablative/ Non-ablative, Microdermabrasion)†	5,482	0%	*
Skin treatment (Combination lasers) (e.g., Laser hair removal, IPL treatment, Laser tattoo removal, Laser treatment of leg veins)†	197,625	7%	*
HA fillers (e.g., Juvederm Ultra®, Ultra Plus®, Voluma®, Volbella®, Vollure®, Restylane Lyft®, Restylane Silk®, Belotero®, Bolvella®, Restylane®)	8,780	0%	71%
Non-HA fillers (e.g., Radiesse®, Sculptra®, Bellafill®, Renuva®)†	6,323	1%	*
TOTAL COSMETIC MINIMALLY INVASIVE PROCEDURES	244,252	1%	*

All figures are projected.

*Data unavailable in prior year.

**Counts of procedures performed by ASPS member surgeons only.

ASPS Procedural Statistics represent procedures performed by ASPS member surgeons certified by The American Board of Plastic Surgery† as well as other physicians certified by American Board of Medical Specialties-recognized boards. © ASPS, 2023

†Total represents only 18 and 19 year olds.

‡First year procedure is being reported

‡ While patients under the age of eighteen may access plastic surgery procedures under physician guidance and with the approval of a parent or guardian, this is atypical and the majority of cases within this data set are focused on the ages eighteen to nineteen years.

Maturity - Adolescents typically experience changes in perception of body image, so it is important to assess the stability of each individual's self image before proceeding with plastic surgery. There are four attributes associated with body image that should be considered. These include: physical reality of the appearance; perceptions of appearance; importance of appearance and the degree of satisfaction with appearance.

In addition, adolescents may not have the physical and/or emotional maturity to choose plastic surgery. They may have unrealistic expectations about the surgery itself or about the outcome. They also may not understand that additional surgery may be necessary because of complications or a change in personal desire. Finally, they may not have reached full physical development.

Informed Consent - It is important that the adolescent patient completely understand the procedure, possible complications and likelihood for additional procedures at some future date. As with all cosmetic procedures, appropriate informed consent will be required. The education process associated with an informed consent should help the patient and the parent/guardian understand the risks, benefits and potential complications associated with the procedure.

2022 COSMETIC SURGERY AGE DISTRIBUTION (20-29)	AGE 20-29 2022 TOTAL	AGE 20-29 % OF TOTAL PROCEDURES	AGE 20-29 % CHANGE 2022 vs. 2019
COSMETIC SURGICAL PROCEDURES – BREAST			
Breast augmentation (Implant placement for both primary and/or revisions)**	45,611	15%	-42%
Breast implant removals (Augmentation patients only)**	1,250	3%	-37%
Breast lift (Mastopexy)**	10,564	7%	-13%
Breast reduction (Aesthetic patients only)**	13,808	19%	83%
Breast reduction in males (Gynecomastia)**	7,140	29%	-9%
TOTAL	78,373	14%	*
COSMETIC SURGICAL PROCEDURES – BODY			
Tummy tuck (Abdominoplasty)**	6,600	4%	-28%
Buttock augmentation with fat grafting**	4,811	17%	*
Buttock implants**	179	15%	-11%
Buttock lift**	459	6%	33%
Labiaplasty**	2,283	22%	-36%
Liposuction	28,095	9%	3%
Lower body lift**	503	5%	-11%
Thigh lift**	187	2%	-69%
Upper arm lift**	626	3%	-32%
TOTAL	43,743	8%	*
COSMETIC SURGICAL PROCEDURES – FACE			
Cheek implant (Malar augmentation)**	2,059	25%	*
Chin augmentation (Mentoplasty)**	1,201	22%	*
Ear surgery (Otoplasty)**	908	19%	*
Eyelid surgery (Blepharoplasty)**	461	0%	*
Facelift (Rhytidectomy)**	352	0%	*
Facial fat grafting**	375	1%	*
Forehead lift**	123	1%	*
Neck lift**	46	0%	*
Nose reshaping (Rhinoplasty)**	11,698	26%	*
TOTAL	17,223	5%	*
TOTAL COSMETIC SURGICAL PROCEDURES	139,339	9%	*
COSMETIC MINIMALLY INVASIVE PROCEDURES			
Neuromodulator injection (Botox®, Dysport®, Xeomin®, Jeaveau®)	126,907	1%	71%
Sclerotherapy	21,434	4%	52%
Skin resurfacing (e.g., Dermabrasion, Chemical peel, Laser - Ablative/ Non-ablative, Microdermabrasion)†	5,482	0%	*
Skin treatment (Combination lasers) (e.g., Laser hair removal, IPL treatment, Laser tattoo removal, Laser treatment of leg veins)†	587,384	20%	*
HA fillers (e.g., Juvederm Ultra®, Ultra Plus®, Voluma®, Volbella®, Vollure®, Restylane Lyft®, Restylane Silk®, Belotero®, Bolvella®, Restylane®)	130,303	3%	70%
Non-HA fillers (e.g., Radiesse®, Sculptra®, Bellafill®, Renuva®)†	27,873	3%	*
TOTAL COSMETIC MINIMALLY INVASIVE PROCEDURES	899,383	4%	*
TOTAL COSMETIC PROCEDURES	1,038,722	5%	*

All figures are projected.

* Data unavailable in prior year.

**Counts of procedures performed by ASPS member surgeons only.

ASPS Procedural Statistics represent procedures performed by ASPS member surgeons certified by The American Board of Plastic Surgery* as well as other physicians certified by American Board of Medical Specialties-recognized boards. © ASPS, 2023

^Total represents only 18 and 19 year olds.

† First year procedure is being reported

2022 COSMETIC SURGERY AGE DISTRIBUTION (30-39)	AGE 30-39 2022 TOTAL	AGE 30-39 % OF TOTAL PROCEDURES	AGE 30-39 % CHANGE 2022 vs. 2019
COSMETIC SURGICAL PROCEDURES – BREAST			
Breast augmentation (Implant placement for both primary and/or revisions)**	105,804	35%	5%
Breast implant removals (Augmentation patients only)**	7,579	20%	22%
Breast lift (Mastopexy)**	40,989	29%	36%
Breast reduction (Aesthetic patients only)**	13,889	19%	63%
Breast reduction in males (Gynecomastia)**	7,042	29%	41%
TOTAL	175,303	30%	*
COSMETIC SURGICAL PROCEDURES – BODY			
Tummy tuck (Abdominoplasty)**	49,556	31%	34%
Buttock augmentation with fat grafting**	11,654	41%	*
Buttock implants**	384	33%	19%
Buttock lift**	1,651	22%	86%
Labiaplasty**	3,622	35%	3%
Liposuction	91,809	28%	32%
Lower body lift**	2,154	21%	15%
Thigh Lift**	1,548	16%	-29%
Upper arm lift**	3,701	17%	35%
TOTAL	166,079	29%	*
COSMETIC SURGICAL PROCEDURES – FACE			
Cheek implant (Malar augmentation)**	1,545	19%	*
Chin augmentation (Mentoplasty)**	1,401	26%	*
Ear surgery (Otoplasty)**	795	17%	*
Eyelid surgery (Blepharoplasty)**	2,490	2%	*
Facelift (Rhytidectomy)**	1,585	2%	*
Facial fat grafting**	1,533	5%	*
Forehead lift**	210	2%	*
Neck lift**	413	2%	*
Nose reshaping (Rhinoplasty)**	10,935	25%	*
TOTAL	20,907	7%	*
TOTAL COSMETIC SURGICAL PROCEDURES	362,289	25%	*
COSMETIC MINIMALLY INVASIVE PROCEDURES			
Neuromodulator injection (Botox®, Dysport®, Xeomin®, Jeaveau®)	1,614,239	18%	70%
Sclerotherapy	73,382	15%	55%
Skin resurfacing (e.g., Dermabrasion, Chemical peel, Laser - Ablative/ Non-ablative, Microdermabrasion)†	104,164	3%	*
Skin treatment (Combination lasers) (e.g., Laser hair removal, IPL treatment, Laser tattoo removal, Laser treatment of leg veins)†	858,126	29%	*
HA fillers (e.g., Juvederm Ultra®, Ultra Plus®, Voluma®, Volbella®, Vollure®, Restylane Lyft®, Restylane Silk®, Belotero®, Bolvella®, Restylane®)	556,218	11%	69%
Non-HA fillers (e.g., Radiesse®, Sculptra®, Bellafill®, Renuva®)†	80,379	9%	*
TOTAL COSMETIC MINIMALLY INVASIVE PROCEDURES	3,286,509	16%	*
TOTAL COSMETIC PROCEDURES	3,648,798	16%	*

All figures are projected.

**Counts of procedures performed by ASPS member surgeons only.

ASPS Procedural Statistics represent procedures performed by ASPS member surgeons certified by The American Board of Plastic Surgery™ as well as other physicians certified by American Board of Medical Specialties-recognized boards.

© ASPS, 2023

† First year procedure is being reported

* Data unavailable in prior year.

2022 COSMETIC SURGERY AGE DISTRIBUTION (40-54)	AGE 40-54 2022 TOTAL	AGE 40-54 % OF TOTAL PROCEDURES	AGE 40-54 % CHANGE 2022 vs. 2019
COSMETIC SURGICAL PROCEDURES - BREAST			
Breast augmentation (Implant placement for both primary and/or revisions)**	99,049	33%	23%
Breast implant removals (Augmentation patients only)**	16,110	43%	15%
Breast lift (Mastopexy)**	60,225	42%	34%
Breast reduction (Aesthetic patients only)**	22,863	32%	42%
Breast reduction in males (Gynecomastia)**	4,695	19%	45%
TOTAL	202,942	35%	*
COSMETIC SURGICAL PROCEDURES - BODY			
Tummy tuck (Abdominoplasty)**	77,426	48%	50%
Buttock augmentation with fat grafting**	10,447	36%	*
Buttock implants**	524	45%	39%
Buttock lift**	3,761	51%	104%
Labiaplasty**	3,504	34%	38%
Liposuction	142,639	44%	25%
Lower body lift**	5,258	50%	40%
Thigh lift**	4,888	52%	11%
Upper arm lift**	9,073	42%	31%
TOTAL	257,520	45%	*
COSMETIC SURGICAL PROCEDURES - FACE			
Cheek implant (Malar augmentation)**	2,574	31%	*
Chin augmentation (Mentoplasty)**	801	15%	*
Ear surgery (Otoplasty)**	539	11%	*
Eyelid surgery (Blepharoplasty)**	31,566	27%	*
Facelift (Rhytidectomy)**	13,910	19%	*
Facial fat grafting**	7,570	22%	*
Forehead lift**	3,273	25%	*
Neck lift**	4,265	20%	*
Nose reshaping (Rhinoplasty)**	11,596	26%	*
TOTAL	76,094	24%	*
TOTAL COSMETIC SURGICAL PROCEDURES	536,556	36%	*
COSMETIC MINIMALLY INVASIVE PROCEDURES			
Neuromodulator injection (Botox®, Dysport®, Xeomin®, Jeaveau®)	4,957,359	57%	74%
Sclerotherapy	221,785	45%	52%
Skin resurfacing (e.g., Dermabrasion, Chemical peel, Laser - Ablative/Non-ablative, Microdermabrasion)†	641,433	19%	*
Skin treatment (Combination lasers) (e.g., Laser hair removal, IPL treatment, Laser tattoo removal, Laser treatment of leg veins)†	1,029,450	35%	*
HA fillers (e.g., Juvederm Ultra®, Ultra Plus®, Voluma®, Volbella®, Vollure®, Restylane Lyft®, Restylane Silk®, Belotero®, Bolvella®, Restylane®)	2,449,056	50%	70%
Non-HA fillers (e.g., Radiesse®, Sculptra®, Bellafill®, Renuva®)†	397,012	47%	*
TOTAL COSMETIC MINIMALLY INVASIVE PROCEDURES	9,696,096	46%	*
TOTAL COSMETIC PROCEDURES	10,232,652	45%	*

All figures are projected.

* Data unavailable in prior year.

** Counts of procedures performed by ASPS member surgeons only.

ASPS Procedural Statistics represent procedures performed by ASPS member surgeons certified by The American Board

of Plastic Surgery® as well as other physicians certified by American Board of Medical Specialties-recognized boards.
© ASPS, 2023

† First year procedure is being reported

2022 COSMETIC SURGERY AGE DISTRIBUTION (55-69)	AGE 55-69 2022 TOTAL	AGE 55-69 % OF TOTAL PROCEDURES	AGE 55-69 % CHANGE 2022 vs. 2019
COSMETIC SURGICAL PROCEDURES – BREAST			
Breast augmentation (Implant placement for both primary and/or revisions)**	40,228	13%	106%
Breast implant removals (Augmentation patients only)**	10,900	29%	14%
Breast lift (Mastopexy)**	27,158	19%	41%
Breast reduction (Aesthetic patients only)**	13,665	19%	31%
Breast reduction in males (Gynecomastia)**	2,347	10%	71%
TOTAL	94,298	16%	*
COSMETIC SURGICAL PROCEDURES – BODY			
Tummy tuck (Abdominoplasty)**	26,064	16%	38%
Buttock augmentation with fat grafting**	1,619	6%	*
Buttock implants**	77	7%	10%
Buttock lift**	1,376	19%	73%
Labiaplasty**	591	6%	20%
Liposuction	54,803	17%	15%
Lower body lift**	2,369	23%	33%
Thigh lift**	2,612	28%	17%
Upper arm lift**	6,985	33%	20%
TOTAL	96,496	17%	*
COSMETIC SURGICAL PROCEDURES – FACE			
Cheek implant (Malar augmentation)**	1,545	19%	*
Chin augmentation (Mentoplasty)**	1,201	22%	*
Ear surgery (Otoplasty)**	596	13%	*
Eyelid surgery (Blepharoplasty)**	65,192	57%	*
Facelift (Rhytidectomy)**	43,238	60%	*
Facial fat grafting**	19,144	57%	*
Forehead lift**	7,980	60%	*
Neck lift**	13,344	62%	*
Nose reshaping (Rhinoplasty)**	4,628	10%	*
TOTAL	156,868	49%	*
TOTAL COSMETIC SURGICAL PROCEDURES	347,662	24%	*
COSMETIC MINIMALLY INVASIVE PROCEDURES			
Neuromodulator injection (Botox®, Dysport®, Xeomin®, Jeaveau®)	2,012,778	23%	74%
Sclerotherapy	162,975	33%	55%
Skin resurfacing (e.g., Dermabrasion, Chemical peel, Laser - Ablative/Non-ablative, Microdermabrasion)†	2,028,462	61%	*
Skin treatment (Combination lasers) (e.g., Laser hair removal, IPL treatment, Laser tattoo removal, Laser treatment of leg veins)†	242,613	8%	*
HA fillers (e.g., Juvederm Ultra®, Ultra Plus®, Voluma®, Volbella®, Vollure®, Restylane Lyft®, Restylane Silk®, Belotero®, Bolvella®, Restylane®)	1,739,061	36%	69%
Non-HA fillers (e.g., Radiesse®, Sculptra®, Bellafill®, Renuva®)†	341,317	40%	*
TOTAL COSMETIC MINIMALLY INVASIVE PROCEDURES	6,527,207	31%	*
TOTAL COSMETIC PROCEDURES	6,874,869	30%	*

All figures are projected.

* Data unavailable in prior year.

**Counts of procedures performed by ASPS member surgeons only.

ASPS Procedural Statistics represent procedures performed by ASPS member surgeons certified by The American Board

of Plastic Surgery® as well as other physicians certified by American Board of Medical Specialties-recognized boards.

© ASPS, 2023

† First year procedure is being reported

2022 COSMETIC SURGERY AGE DISTRIBUTION (70+)	AGE 70+ 2022 TOTAL	AGE 70+ % OF TOTAL PROCEDURES	AGE 70+ % CHANGE 2022 vs. 2019
COSMETIC SURGICAL PROCEDURES – BREAST			
Breast augmentation (Implant placement for both primary and/or revisions)**	5,384	2%	132%
Breast implant removals (Augmentation patients only)**	1,807	5%	0%
Breast lift (Mastopexy)**	3,115	2%	23%
Breast reduction (Aesthetic patients only)**	1,143	2%	-15%
Breast reduction in males (Gynecomastia)**	294	1%	-8%
TOTAL	11,743	2%	*
COSMETIC SURGICAL PROCEDURES – BODY			
Tummy tuck (Abdominoplasty)**	2,190	1%	66%
Buttock augmentation with fat grafting**	15	0%	*
Buttock implants**	-	*	*
Buttock lift**	91	1%	69%
Labiaplasty**	79	1%	27%
Liposuction	5,243	2%	34%
Lower body lift**	161	2%	3%
Thigh Lift**	167	2%	-27%
Upper arm lift**	1,044	5%	9%
TOTAL	8,990	2%	*
COSMETIC SURGICAL PROCEDURES – FACE			
Cheek implant (Malar augmentation)**	515	6%	*
Chin augmentation (Mentoplasty)**	599	11%	*
Ear surgery (Otoplasty)**	115	2%	*
Eyelid surgery (Blepharoplasty)**	15,521	13%	*
Facelift (Rhytidectomy)**	13,508	19%	*
Facial fat grafting**	5,192	15%	*
Forehead lift**	1,679	13%	*
Neck lift**	3,484	16%	*
Nose reshaping (Rhinoplasty)**	814	2%	*
TOTAL	41,427	13%	*
TOTAL COSMETIC SURGICAL PROCEDURES	62,160	4%	*
COSMETIC MINIMALLY INVASIVE PROCEDURES			
Neuromodulator injection (Botox®, Dysport®, Xeomin®, Jeaveau®)	-	*	*
Sclerotherapy	11,021	2%	61%
Skin resurfacing (e.g., Dermabrasion, Chemical peel, Laser - Ablative/ Non-ablative, Microdermabrasion)†	537,269	16%	*
Skin treatment (Combination lasers) (e.g., Laser hair removal, IPL treatment, Laser tattoo removal, Laser treatment of leg veins)†	-	*	*
HA fillers (e.g., Juvederm Ultra®, Ultra Plus®, Voluma®, Volbella®, Vollure®, Restylane Lyft®, Restylane Silk®, Belotero®, Bolvella®, Restylane®)	-	*	*
Non-HA fillers (e.g., Radiesse®, Sculptra®, Bellafill®, Renuva®)†	-	0%	*
TOTAL COSMETIC MINIMALLY INVASIVE PROCEDURES	548,290	3%	*
TOTAL COSMETIC PROCEDURES	610,449	3%	*

All figures are projected.

* Data unavailable in prior year.

** Counts of procedures performed by ASPS member surgeons only.

ASPS Procedural Statistics represent procedures performed by ASPS member surgeons certified by The American Board

of Plastic Surgery® as well as other physicians certified by American Board of Medical Specialties-recognized boards. © ASPS, 2023

Balancing Beauty with Your Budget

Boom in Business

Inflation remains high, yet Americans continue to make room in their budgets for plastic surgery procedures. The 2022 Plastic Surgery Report shows a 19% increase in surgical procedures since 2019, a record number, indicating the specialty is seeing a post-pandemic boom.

Plastic surgeons saw a large increase in demand once practices reopened during COVID. Many patients had discretionary money to spend since travel and entertainment venues were closed. Plus, work-from-home options made longer recovery periods more manageable. Many practices saw a 30-70 percent increase in clients.

Now, despite a tighter post-pandemic economy with high inflation, plastic surgery continues to thrive. Many Americans are making sure funds are available for their self-care and grooming routines, both minimally invasive and surgical. Some economists have warned of a recession, but inflation is beginning to gradually cool, and the job market remains strong, giving people the confidence to spend and invest in themselves. Demand shows little signs of slowing for plastic surgeons. People are booking procedures further in advance so they can schedule around vacations and other important commitments.

Driving Demand

Minimally invasive procedures saw a big boost. *Many men are investing in their looks by taking advantage of these treatments that have little downtime and immediate results, with a 253% increase since 2019.* The average surgeon's cost for minimally invasive procedures is also less than most surgical procedures, ranging from \$530 to \$1,800, depending on the treatment. Yet, as some budgets tighten, surgical procedures, which are longer lasting, are seeing a bump in popularity. The surgeon's fee for these procedures generally range from \$3,000 to \$10,000. People typically spend a longer time considering whether to have surgical procedures before actually scheduling them, giving them time to plan and save for a more expensive operation.

Many procedures are also becoming less invasive, making them an attractive option for more people. Treatments like neuromodulators, fillers and skin treatments are seen as "preventative" care, which is being embraced by younger patients to keep them looking their best. It may allow them to postpone or avoid needing more invasive or more extensive procedures in the future.

Social media and selfies continue to contribute to the rise in procedures. People are seeing themselves and others more online, driving them to want to look and feel their best. Influencers and celebrities are more transparent about the treatments they have received but are also discussing the risks and recovery. Social media is helping to educate more people about plastic surgery and what procedures are available as more plastic surgeons post before-and-after pictures online.

Despite a tighter post-pandemic economy with high inflation and higher costs of borrowing,

plastic surgery
continues to
thrive.



Balancing Beauty with Your Budget (*continued*)

Cost Conscience

As cosmetic surgery has become more accepted, it has become a popular and more accessible option for people to improve their looks and wellbeing.

Costs can fluctuate depending on the surgeon, procedure and region, yet, on average, surgeon fees for some popular procedures either decreased in cost or rose less than inflation in 2022. Fees for several of the Top 5 procedures dropped. Breast augmentation (#2) dipped by almost \$500 and eyelid surgery (#5) dropped by about \$900. Inflation in 2022 was almost 7%, but the surgeon's cost for procedures such as cheek implants, chin augmentation and ear surgery increased only between 3% and 4%. Some minimally invasive treatments also saw a dip in surgeon's fees. Nonsurgical skin tightening decreased \$250 and spider vein treatment (sclerotherapy) dropped by \$15.

Covering Costs

Plastic surgery, except in selective cases, is considered elective and is not covered by insurance. However, patients will know the full cost of their chosen procedure upfront, after a consultation. This allows patients, first, to decide if they can afford the procedure and, second, choose how they want to pay for it whether that is in a lump sum or finance it over a period of time. ***Patients should explore their full range of payment options before scheduling a procedure.*** This includes reading and understanding the interest rates and terms of a medical credit card, typical consumer credit card or loan if they choose to finance the procedure.

Medical credit cards can be an advantage to patients because they may offer a promotional period of low or no interest. The

length of time and interest rate for the promotional period can vary and often depend on a patient's credit score. A patient may be able to budget appropriately to pay off the procedure during the promotional period, essentially getting a low- or no-interest loan. Yet, it is important to thoroughly understand the terms of a medical credit card before opening one. Some cards can charge "deferred interest," which means a patient doesn't pay any interest as long as the entire balance is paid off before the promotional period ends. Yet, if the balance is not paid in full, a patient will incur retroactive interest on the full amount of the procedure, not just the remaining balance.



More demand for procedures has led to more supply and, ***in some cases, decreasing costs.***

**2022 AVERAGE SURGEON/
PHYSICIAN FEES**

2022

2019

COSMETIC SURGICAL PROCEDURES – BREAST

Breast augmentation (Implant placement for both primary and/or revisions)**	\$4,294	\$4,789
Breast implant removals (Augmentation patients only)**	\$3,437	\$3,037
Breast lift (Mastopexy)**	\$5,817	\$4,980
Breast reduction (Aesthetic patients only)**	\$6,771	\$5,838
Breast reduction in males (Gynecomastia)**	\$4,822	\$4,239

COSMETIC SURGICAL PROCEDURES – BODY

Abdominoplasty**	\$7,215	\$6,125
Buttock augmentation with fat grafting**	\$6,083	\$4,738
Buttock implants**	\$7,074	\$5,264
Buttock lift**	\$6,372	\$5,554
Labiaplasty**	\$3,453	\$3,002
Liposuction	\$4,449	\$3,864
Lower body lift**	\$9,449	\$8,142
Thigh lift**	\$6,378	\$5,364
Upper arm lift (Brachioplasty)**	\$5,490	\$4,887

COSMETIC SURGICAL PROCEDURES – FACE

Buccal fat pad removal†**	\$2,883	*
Cheek implant (Malar augmentation)**	\$3,781	\$3,664
Chin augmentation (Mentoplasty)**	\$3,379	\$3,234
Ear surgery (Otoplasty)**	\$3,962	\$3,808
Eyelid surgery (Blepharoplasty)**	\$3,339	\$4,278
Facelift (Rhytidectomy)**	\$9,281	\$7,944
Facial fat grafting**	\$3,100	*
Forehead lift**	\$4,282	\$3,815
Liposuction (Submental)†**	\$2,852	*
Neck lift**	\$6,267	\$5,698
Nose reshaping (Rhinoplasty)**	\$6,324	\$5,437

COSMETIC MINIMALLY INVASIVE PROCEDURES

Neuromodulator injection (Botox®, Dysport®, Xeomin®, Jeaveau®)^	\$528	\$492
Lip augmentation (with injectable materials)†	\$743	*
Noninvasive fat reduction (e.g., Coolsculpting®, Liposonix®, Emsculpt®, Vanquish®, Zerona®, Kybella®)	\$1,226	\$1,481
Nonsurgical skin tightening (e.g., Pelleve®, Thermage®, Ulthera®)	\$1,832	\$2,308
Sclerotherapy	\$428	\$444
Skin resurfacing (e.g., Dermabrasion, Chemical peel, Laser - Ablative/Non-ablative, Microdermabrasion)†	\$1,489	\$1,227
Skin treatment (Combination lasers) (e.g., Laser hair removal, IPL treatment, Laser tattoo removal, Laser treatment of leg veins)†	\$582	\$358
HA fillers (e.g., Juvederm Ultra®, Ultra Plus®, Voluma®, Volbella®, Vollure®, Restylane Lyft®, Restylane Silk®, Belotero®, Bolvella®, Restylane®)	\$794	*
Non-HA fillers (e.g., Radiesse®, Sculptra®, Bellafill®, Renuva®)†	\$1,039	*

Total 2022 Expenditures

All values are projected.

* Data unavailable this year.

**Counts of procedures performed by ASPS member surgeons only.

†First year procedure is being reported

Fees generally vary according to region of country and patient needs.

These fees are averages only. Fees do not include anesthesia, operating room facilities or other related expenses.

ASPS Procedural Statistics represent procedures performed by ASPS member surgeons certified by The American Board of Plastic Surgery® as well as other physicians certified by American Board of Medical Specialties-recognized boards. © ASPS, 2023

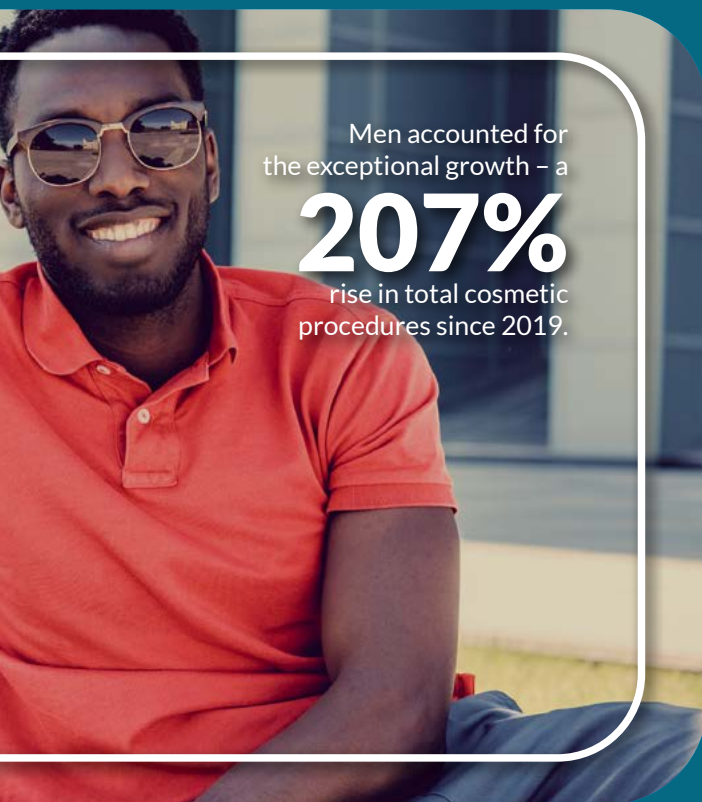
Men Are Shaping Up, Not Only at the Gym but at the Plastic Surgeon's Office: Male Plastic Surgery Trends

Redefining Masculinity

Health and fitness routines for many men now include more than just regular trips to the gym. Today, more men are incorporating visits to a plastic surgeon. Many men are combining minimally invasive and surgical procedures into their health and self-care plans to help them become the best version of themselves. Everyone, including men, wants to look their best, making plastic surgery more accessible for any gender.

According to the gender breakouts for the 2022 ASPS Procedural Statistics, men accounted for exceptional growth – a 207% rise in total cosmetic procedures since 2019. There are a multitude of reasons men are embracing plastic surgery:

- More men are no longer retiring at 65 but are looking to extend their careers. Some seek a more youthful appearance to maintain career vitality and remain competitive in the job market.
- Social media has helped change the conversation in the past decade with more male celebrities and influencers sharing their plastic surgery journeys, making cosmetic procedures more culturally acceptable among men.



Man-tenance

Many fitness-focused men are dedicated to working out and healthy eating. Unfortunately, a gym routine and strict diet don't always yield the desired results. Plastic surgery may fill a need within fitness plans to help men optimize their physiques, focus on stubborn areas plus tone and tighten certain areas exercise can't target. Body procedures contour their bodies in a way a gym membership can't.

- **Liposuction:** The most popular procedure overall. This surgical treatment carried over into male patients with immense popularity with 19,275 procedures performed in 2022. Even the most intense workouts can't get rid of some areas of stubborn fat. It permanently removes fat cells that exercise can't. "Ab etching" is gaining popularity using liposuction to create the appearance of a taut and toned six-pack.
- **Tummy tuck (Abdominoplasty):** The second most in-demand procedure for men is a tummy tuck. It effectively removes excess skin and fat while tightening ab muscles, giving a slimmer appearance.
- **Lower body lifts:** This procedure saw a surge with a 61% increase since 2019. Allowing men to remove excess skin and fat that sags around the mid-line, lower body lifts can also improve the appearance of dimpled skin. These are issues that more gym time won't improve. Surgery is the only option to tighten them.
- **Breast reduction in men (Gynecomastia surgery):** This procedure reduces breast size in men, flattening and enhancing the chest contours, giving it a more masculine appearance and for many men, boosts confidence. It has remained a top procedure among men, with a 9% increase since 2019.

Men Are Shaping Up, Not Only at the Gym but at the Plastic Surgeon's Office: Male Plastic Surgery Trends (continued)

Facing Off

Masculinity has been historically associated with a chiseled jawline, sculpted nose and strong profile. According to the deeper dive in the gender-specific numbers, men are focused on both major and minor changes. Plastic surgery can transform a man's looks by contouring the face and neck with a variety of procedures.

- **Eyelid surgery (Blepharoplasty):** This was the most popular facial procedure by far for men. More than 115,000 men had a surgical procedure to improve the appearance of the upper and/or lower eyelids. This helps eyes appear bigger and brighter by reducing the appearance of undereye bags. It may also help improve the field of vision.
- **Cheek implants (Malar augmentation):** This procedure saw the most growth among men since 2019 with an 80% jump. It helps sharpen cheekbones, giving them volume to make them more pronounced and defined, plus they can add symmetry to the face. Cheek implants also add a lift that filler can't, helping to improve midfacial sagging.
- **Chin augmentation (Mentoplasty):** Another procedure that increased for men was chin augmentation with a 21% rise since 2019. The procedure reshapes the chin to give better definition and a sharper look either by reducing the bone or using an implant, usually made of silicone, to elongate its appearance.
- **Nose reshaping (Rhinoplasty):** This procedure can help balance the proportions of the face as well as correct sports injuries to the face's most prominent feature. It saw a 6% increase for men since 2019.

These procedures for men have grown

253%

since 2019.



TweakMENTs

Men have begun taking advantage of many minimally invasive procedures. They offer quick results to give a more youthful appearance without much downtime. ***These procedures have grown 253% among men.***

- **Dermal fillers:** Fillers add more volume and definition as well as plumpness to certain areas of the face to enhance cheeks, jawlines and the chin making them more angular, a typical masculine trait. The use of dermal fillers saw a 70% jump for men since 2019.
- **Neuromodulator injections:** Commonly called "Botox," more men are seeking out neuromodulator injections to reduce forehead, frown and crow's feet wrinkles and restore a more youthful appearance to give them an "executive" edge. This procedure has risen by 65% for men since 2019.
- **Skin resurfacing:** Men are also investing in skin care treatments such as dermabrasion, chemical peels, laser therapy and microdermabrasion to improve skin texture and prevent or reduce fine lines. Many men are adding these treatments to their self-care and grooming routines to maintain a more youthful appearance long term.

2022 COSMETIC SURGERY GENDER DISTRIBUTION (FEMALE)	2022 TOTAL PROCEDURES	2022 TOTAL FEMALE	% of TOTAL PROCEDURES	% CHANGE 2022 vs 2019
COSMETIC SURGICAL PROCEDURES – BREAST				
Breast augmentation (Implant placement for both primary and/or revisions)**	298,568	296,883	99%	3%
Breast implant removals (Augmentation patients only)**	37,679	37,580	100%	12%
Breast lift (Mastopexy)**	143,364	143,106	100%	30%
Breast reduction (Aesthetic patients only)**	71,364	69,174	97%	49%
Breast reduction in males (Gynecomastia)**	24,517	1,617	7%	*
TOTAL	575,492	548,360	95%	15%
COSMETIC SURGICAL PROCEDURES – BODY				
Tummy tuck (Abdominoplasty)****	161,948	158,485	98%	39%
Buttock augmentation with fat grafting****	28,638	28,166	98%	*
Buttock implants****	1,164	1,126	97%	34%
Buttock lift****	7,338	7,063	96%	105%
Labiaplasty****	10,433	10,433	100%	-7%
Liposuction	325,669	306,394	94%	30%
Lower body lift****	10,445	9,350	90%	25%
Thigh lift****	9,421	8,884	94%	-3%
Upper arm lift****	21,429	20,997	98%	23%
TOTAL	576,485	550,898	96%	38%
COSMETIC SURGICAL PROCEDURES – FACE				
Cheek implant (Malar augmentation)**	8,238	6,693	81%	175%
Chin augmentation (Mentoplasty)**	5,403	4,003	74%	-2%
Ear surgery (Otoplasty)**	4,713	2,878	61%	-40%
Eyelid surgery (Blepharoplasty)**	115,261	101,094	88%	16%
Facelift (Rhytidectomy)**	72,668	67,706	93%	9%
Facial fat grafting**	33,877	31,629	93%	*
Forehead lift**	13,318	12,376	93%	-16%
Neck lift**	21,575	18,730	87%	-5%
Nose reshaping (Rhinoplasty)**	44,503	38,290	86%	44%
TOTAL	319,556	283,399	89%	28%
COSMETIC MINIMALLY INVASIVE PROCEDURES				
Neuromodulator injection (Botox®, Dysport®, Xeomin®, Jeaveau®)	8,736,591	8,210,529	94%	74%
Sclerotherapy	491,330	464,404	95%	54%
Skin resurfacing (e.g., Dermabrasion, Chemical peel, Laser - Ablative/ Non-ablative, Microdermabrasion)†	3,322,292	3,092,792	93%	*
Skin treatment (Combination lasers) (e.g., Laser hair removal, IPL treatment, Laser tattoo removal, Laser treatment of leg veins)†	2,915,199	2,458,562	84%	*
HA fillers (e.g., Juvederm Ultra®, Ultra Plus®, Voluma®, Volbella®, Vollure®, Restylane Lyft®, Restylane Silk®, Belotero®, Bolvella®, Restylane®)	4,883,419	4,748,166	97%	70%
Non-HA fillers (e.g., Radiesse®, Sculptra®, Bellafill®, Renuva®)†	852,905	755,486	89%	*
TOTAL COSMETIC MINIMALLY INVASIVE PROCEDURES	21,201,736	19,729,940	93%	***
TOTAL COSMETIC PROCEDURES	22,673,269	21,112,597	93%	***

All figures are projected.

† First year procedure is being reported

* Data unavailable in prior year.

**Counts of procedures performed by ASPS member surgeons only.

ASPS Procedural Statistics represent procedures performed by ASPS member surgeons certified by The American Board of Plastic Surgery® as well as other physicians certified by American Board of Medical Specialties-recognized boards. © ASPS, 2023

2022 COSMETIC SURGERY GENDER DISTRIBUTION (MALE)	2022 TOTAL PROCEDURES	2022 TOTAL MALE	% of TOTAL PROCEDURES	% CHANGE 2022 vs 2019
COSMETIC SURGICAL PROCEDURES – BREAST				
Breast augmentation (Implant placement for both primary and/or revisions)**	298,568	1,685	1%	*
Breast implant removals (Augmentation patients only)**	37,679	99	0%	*
Breast lift (Mastopexy)**	143,364	258	0%	*
Breast reduction (Aesthetic patients only)**	71,364	2,190	3%	*
Breast reduction in males (Gynecomastia)**	24,517	22,900	100%	9%
TOTAL	575,492	27,132	5%	29%
COSMETIC SURGICAL PROCEDURES – BODY				
Tummy tuck (Abdominoplasty)****	161,948	3,463	2%	-23%
Buttock augmentation with fat grafting****	28,638	472	2%	*
Buttock implants****	1,164	38	3%	-71%
Buttock lift****	7,338	275	4%	-44%
Labiaplasty****	10,433	0	0%	*
Liposuction	325,669	19,275	6%	-34%
Lower body lift****	10,445	1,095	10%	61%
Thigh lift****	9,421	537	6%	2%
Upper arm lift****	21,429	432	2%	5%
TOTAL	576,485	25,587	4%	-28%
COSMETIC SURGICAL PROCEDURES – FACE				
Cheek implant (Malar augmentation)**	8,238	1,545	19%	80%
Chin augmentation (Mentoplasty)**	5,403	1,400	26%	21%
Ear surgery (Otoplasty)**	4,713	1,835	39%	-47%
Eyelid surgery (Blepharoplasty)**	115,261	14,167	12%	0%
Facelift (Rhytidectomy)**	72,668	4,962	7%	-8%
Facial fat grafting**	33,877	2,248	7%	*
Forehead lift**	13,318	942	7%	-27%
Neck lift**	21,575	2,845	13%	-11%
Nose reshaping (Rhinoplasty)**	44,503	6,213	14%	6%
TOTAL	319,556	36,157	11%	2%
TOTAL COSMETIC SURGICAL PROCEDURES	1,471,533	88,876	6%	-4%
COSMETIC MINIMALLY INVASIVE PROCEDURES				
Neuromodulator injection (Botox®, Dysport®, Xeomin®, Jeuveau®)	8,736,591	526,062	6%	65%
Sclerotherapy	491,330	26,926	5%	54%
Skin resurfacing (e.g., Dermabrasion, Chemical peel, Laser - Ablative/ Non-ablative, Microdermabrasion)†	3,322,292	229,500	7%	*
Skin treatment (Combination lasers) (e.g., Laser hair removal, IPL treatment, Laser tattoo removal, Laser treatment of leg veins)†	2,915,199	456,637	16%	*
HA fillers (e.g., Juvederm Ultra®, Ultra Plus®, Voluma®, Volbella®, Vollure®, Restylane Lyft®, Restylane Silk®, Belotero®, Bolvella®, Restylane®)	4,883,419	135,253	3%	70%
Non-HA fillers (e.g., Radiesse®, Sculptra®, Bellafill®, Renuva®)†	852,905	97,418	11%	*
TOTAL COSMETIC MINIMALLY INVASIVE PROCEDURES	23,672,269	1,471,796	6%	*
TOTAL COSMETIC PROCEDURES	25,143,802	1,560,672	6%	*

All figures are projected.

† First year procedure is being reported

† Data unavailable in prior year.

**Counts of procedures performed by ASPS member surgeons only.

ASPS Procedural Statistics represent procedures performed by ASPS member surgeons certified by The American Board

of Plastic Surgery® as well as other physicians certified by American Board of Medical Specialties-recognized boards.
© ASPS, 2023

2022 COSMETIC AND RECONSTRUCTIVE DEMOGRAPHICS

COSMETIC PROCEDURES PERFORMED IN	2022	% 2022
Office	10,237,713	41%
Hospital	4,243,737	17%
Free-standing ambulatory surgical facility	10,689,180	42%
RECONSTRUCTIVE PROCEDURES PERFORMED IN	2022	% 2022
Office	188,222	19%
Hospital	578,599	57%
Free-standing ambulatory surgical facility	250,182	25%

2022 RECONSTRUCTIVE BREAST PROCEDURES (WITH AGE DISTRIBUTION)

RECONSTRUCTIVE PROCEDURES	TOTAL PROCEDURES	19 AND UNDER†	20-29	30-39	40-54	55-69	70 AND OVER
Breast reconstruction	151,641	446	2,495	16,287	72,415	51,118	8,881
Tissue expander and implant	82,597	-	-	-	-	-	-
Direct to implant	35,360	-	-	-	-	-	-
Pedicle TRAM	1,036	-	-	-	-	-	-
Free TRAM	2,223	-	-	-	-	-	-
DIEP flap	19,857	-	-	-	-	-	-
Latissimus dorsi flap	5,147	-	-	-	-	-	-
Other flap	5,421	-	-	-	-	-	-
Timing – immediate	113,075	-	-	-	-	-	-
Timing – delayed	38,566	-	-	-	-	-	-
Prepectoral	88,043	-	-	-	-	-	-
Subpectoral	63,598	-	-	-	-	-	-
Acellular dermal matrix	76,257	-	-	-	-	-	-
Breast implant removals (Reconstructive patients only)	24,316	56	350	1,780	10,447	9,451	2,231

All figures are projected.

ASPS Procedural Statistics represent procedures performed by ASPS member surgeons certified by The American Board of Plastic Surgery® as well as other physicians certified by American Board of Medical Specialties-recognized boards. © ASPS, 2023

† While patients under the age of eighteen may access plastic surgery procedures under physician guidance and with the approval of a parent or guardian, this is atypical and the majority of cases within this data set are focused on the ages eighteen to nineteen years.

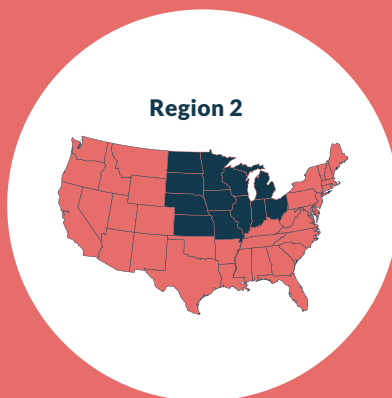
Maturity – Adolescents typically experience changes in perception of body image, so it is important to assess the stability of each individual's self image before proceeding with plastic surgery. There are four attributes associated with body image that should be considered. These include: physical reality of the appearance; perceptions of appearance; importance of appearance and the degree of satisfaction with appearance.

In addition, adolescents may not have the physical and/or emotional maturity to choose plastic surgery. They may have unrealistic expectations about the surgery itself or about the outcome. They also may not understand that additional surgery may be necessary because of complications or a change in personal desire. Finally, they may not have reached full physical development.

Informed Consent – It is important that the adolescent patient completely understand the procedure, possible complications and likelihood for additional procedures at some future date. As with all cosmetic procedures, appropriate informed consent will be required. The education process associated with an informed consent should help the patient and the parent/guardian understand the risks, benefits and potential complications associated with the procedure.



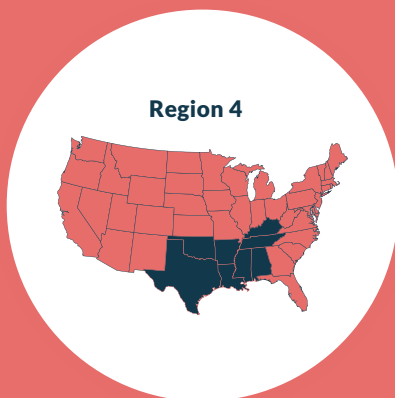
Region 1:
New England (CT, ME, MA, NH, RI, VT)
Middle Atlantic (NJ, NY, PA)



Region 2:
East North Central (IL, IN, MI, OH, WI)
West North Central (IA, KS, MN, MO, NE, ND, SD)



Region 3:
South Atlantic (DE, DC, FL, GA, MD, NC, SC, VA, WV)



Region 4:
East South Central (AL, KY, MS, TN)
West South Central (AR, LA, OK, TX)



Region 5:
Mountain (AZ, CO, ID, MT, NV, NM, UT, WY)
Pacific (AK, CA, HI, OR, WA)

ASPS Procedural Statistics represent procedures performed by ASPS member surgeons certified by The American Board of Plastic Surgery® as well as other physicians certified by American Board of Medical Specialties-recognized boards. © ASPS, 2023

2022 REGIONAL DISTRIBUTION COSMETIC SURGICAL PROCEDURES	TOTAL	% OF PROCEDURES	TOTAL	% OF PROCEDURES
COSMETIC SURGICAL PROCEDURES	Region 1		Region 2	
Abdominoplasty**	26,144	16%	27,733	17%
Breast augmentation (Implant placement for both primary and/or revisions)**	33,153	11%	43,293	15%
Breast implant removals (Augmentation patients only)**	3,294	9%	4,162	11%
Breast lift (Mastopexy)**	12,752	9%	16,415	11%
Breast reduction (Aesthetic patients only)**	6,762	9%	10,092	14%
Breast reduction in males (Gynecomastia)**	3,103	13%	3,818	16%
Buccal fat pad removal†**	310	7%	487	11%
Buttock augmentation with fat grafting**	3,382	12%	4,584	16%
Buttock implants**	107	9%	48	4%
Buttock lift**	509	7%	0	0%
Cheek implant (Malar augmentation)**	1,040	13%	1,482	18%
Chin augmentation (Mentoplasty)**	0	0%	239	4%
Ear surgery (Otoplasty)**	311	7%	1,516	32%
Eyelid surgery (Blepharoplasty)**	9,898	9%	13,889	12%
Facelift (Rhytidectomy)**	8,336	11%	9,747	13%
Facial fat grafting**	4,328	13%	4,674	14%
Forehead lift**	1,682	13%	1,714	13%
Labiaplasty**	3,282	31%	473	5%
Liposuction	22,277	7%	33,487	10%
Liposuction (Submental)†**	3,847	17%	1,783	8%
Lower body lift**	916	9%	1,367	13%
Neck lift**	2,476	11%	3,160	15%
Nose reshaping (Rhinoplasty)**	4,059	9%	5,473	12%
Thigh lift**	841	9%	1,683	18%
Upper arm lift (Brachioplasty)**	2,466	12%	3,437	16%
TOTAL COSMETIC SURGICAL PROCEDURES	155,273	10%	194,757	13%
COSMETIC MINIMALLY INVASIVE PROCEDURES				
Neuromodulator injection (Botox®, Dysport®, Xeomin®, Jeaveau®)	1,103,514	13%	1,152,448	13%
Lip augmentation (with injectable materials)†	232,529	17%	225,277	16%
Noninvasive fat reduction (e.g., Coolsculpting®, Liposonix®, Emsculpt®, Vanquish®, Zerona®, Kybella®)	117,064	17%	72,673	11%
Nonsurgical skin tightening (e.g., Pelleve®, Thermage®, Ulthera®)	29,055	7%	60,957	15%
Sclerotherapy	36,127	7%	160,824	33%
Skin resurfacing (e.g., Dermabrasion, Chemical peel, Laser - Ablative/Non-ablative, Microdermabrasion)†	276,169	8%	584,957	18%
Skin treatment (Combination lasers) (e.g., Laser hair removal, IPL treatment, Laser tattoo removal, Laser treatment of leg veins)†	322,389	11%	523,810	18%
HA fillers (e.g., Juvederm Ultra®, Ultra Plus®, Voluma®, Volbella®, Vollure®, Restylane Lyft®, Restylane Silk®, Belotero®, Bolvella®, Restylane®)	811,846	17%	655,148	13%
Non-HA fillers (e.g., Radiesse®, Sculptra®, Bellafill®, Renuva®)†	92,232	11%	159,319	19%
TOTAL COSMETIC MINIMALLY INVASIVE PROCEDURES	3,020,925	13%	3,595,413	15%
TOTAL COSMETIC PROCEDURES	3,176,198	13%	3,790,169	15%
RECONSTRUCTIVE PROCEDURES				
Breast implant removal (Reconstructive patients only)**	2,258	9%	3,855	16%
Breast reconstruction**	21,972	14%	30,076	20%

**2022 REGIONAL DISTRIBUTION
COSMETIC SURGICAL PROCEDURES**

	TOTAL	% OF PROCEDURES	TOTAL	% OF PROCEDURES	TOTAL	% OF PROCEDURES
COSMETIC SURGICAL PROCEDURES	Region 3		Region 4		Region 5	
Abdominoplasty**	36,611	23%	26,168	16%	45,293	28%
Breast augmentation (Implant placement for both primary and/or revisions)**	62,978	21%	49,202	16%	109,941	37%
Breast implant removals (Augmentation patients only)**	10,352	27%	9,603	25%	10,269	27%
Breast lift (Mastopexy)**	36,486	25%	24,617	17%	53,093	37%
Breast reduction (Aesthetic patients only)**	19,549	27%	13,735	19%	21,227	30%
Breast reduction in males (Gynecomastia)**	6,512	27%	3,971	16%	7,113	29%
Buccal fat pad removal†**	790	17%	502	11%	2,454	54%
Buttock augmentation with fat grafting**	7,697	27%	5,600	20%	7,375	26%
Buttock implants**	589	51%	178	15%	243	21%
Buttock lift**	786	11%	3,398	46%	2,645	36%
Cheek implant (Malar augmentation)**	2,269	28%	1,593	19%	1,854	23%
Chin augmentation (Mentoplasty)**	0	0%	684	13%	4,480	83%
Ear surgery (Otoplasty)**	1,100	23%	540	11%	1,246	26%
Eyelid surgery (Blepharoplasty)**	22,589	20%	22,110	19%	46,775	41%
Facelift (Rhytidectomy)**	21,444	30%	11,130	15%	22,011	30%
Facial fat grafting**	10,348	31%	5,304	16%	9,222	27%
Forehead lift**	3,941	30%	2,273	17%	3,708	28%
Labiaplasty**	2,025	19%	3,674	35%	980	9%
Liposuction	69,992	21%	67,692	21%	132,222	41%
Liposuction (Submental)†**	7,248	33%	4,648	21%	4,759	21%
Lower body lift**	3,733	36%	1,959	19%	2,470	24%
Neck lift**	4,661	22%	4,344	20%	6,935	32%
Nose reshaping (Rhinoplasty)**	8,406	19%	7,240	16%	19,325	43%
Thigh lift**	1,810	19%	2,670	28%	2,417	26%
Upper arm lift (Brachioplasty)**	5,913	28%	4,578	21%	5,035	23%
TOTAL COSMETIC SURGICAL PROCEDURES	347,828	23%	277,412	19%	523,091	35%
COSMETIC MINIMALLY INVASIVE PROCEDURES						
Neuromodulator injection (Botox®, Dysport®, Xeomin®, Jeaveau®)	2,659,728	30%	1,788,933	20%	2,031,968	23%
Lip augmentation (with injectable materials)†	392,216	28%	214,850	16%	313,759	23%
Noninvasive fat reduction (e.g., Coolsculpting®, Liposonix®, Emsculpt®, Vanquish®, Zerona®, Kybella®)	164,969	24%	85,733	13%	242,493	36%
Nonsurgical skin tightening (e.g., Pelleve®, Thermage®, Ulthera®)	80,615	20%	56,718	14%	181,625	44%
Sclerotherapy	164,969	24%	85,733	13%	242,493	36%
Skin resurfacing (e.g., Dermabrasion, Chemical peel, Laser - Ablative/Non-ablative, Microdermabrasion)†	704,992	21%	784,146	24%	972,028	29%
Skin treatment (Combination lasers) (e.g., Laser hair removal, IPL treatment, Laser tattoo removal, Laser treatment of leg veins)†	506,271	17%	375,222	13%	1,187,507	41%
HA fillers (e.g., Juvederm Ultra®, Ultra Plus®, Voluma®, Volbella®, Vollure®, Restylane Lyft®, Restylane Silk®, Belotero®, Bolvella®, Restylane®)	1,021,523	21%	771,871	16%	1,623,031	33%
Non-HA fillers (e.g., Radiesse®, Sculptra®, Bellafill®, Renuva®)†	219,198	26%	76,503	9%	305,653	36%
TOTAL COSMETIC MINIMALLY INVASIVE PROCEDURES	5,868,637	25%	4,259,666	18%	6,927,628	29%
TOTAL COSMETIC PROCEDURES	6,216,465	25%	4,537,078	18%	7,450,720	30%
RECONSTRUCTIVE PROCEDURES						
Breast implant removal (Reconstructive patients only)**	6,838	28%	4,508	19%	6,857	28%
Breast reconstruction**	35,880	24%	19,684	13%	44,029	29%

Statement of Methodology

Since 1992, the American Society of Plastic Surgeons (ASPS) has been the source of cosmetic and reconstructive plastic surgery statistical trends in the United States, and this series represents more than three decades of procedural data.

ASPS is dedicated to bringing you the most accurate and reliable data in the specialty. For 2022, the Society used data from member surgeons and two affiliated companies, CosmetAssure and PatientNow. Combined, these sources give the data added breadth and depth to provide a more comprehensive report, strengthening credibility as a resource for doctors, patients, researchers and the media.

Since 2000, the ASPS procedural statistics report represents a universal and comprehensive estimate of cosmetic and reconstructive plastic surgery procedures performed by ASPS Member Surgeons as well as other physicians with core training to provided minimally invasive procedures. These physicians are all certified in their specialty by boards recognized by the American Board of Medical Specialties.

ABMS is the umbrella organization for the 24 recognized medical specialty boards in the United States. Established in 1933, ABMS serves to provide information concerning issues involving specialization and certification in medicine. The American Board of Plastic Surgery (ABPS) represents physicians who are certified by ABPS, the only ABMS member board that certifies surgeons in plastic surgery of the face and entire body.

ASPS offers the most comprehensive, reliable statistics on cosmetic and reconstructive plastic surgery procedures performed in the United States. The annual questionnaire was distributed to more than 24,600 ABMS board-certified physicians. An online and faxed version of the questionnaire were made available. A total of 483 active physicians returned questionnaires. Overall, 1,151 active physicians were included in the final sample. Where indicated, this data was combined with procedural data from CosmetAssure and PatientNow.

All responses are aggregated and extrapolated to the entire population of more than 24,600 board-certified physicians most likely to perform cosmetic and reconstructive plastic surgery procedures, resulting in the most accurate census available.

Validity

The results of the survey are based on a 95 percent confidence level with a ± 4.42 percent margin of error.



As the gold standard in complications insurance, CosmetAssure has been providing an extra measure of financial safety and peace of mind to board certified plastic surgeons and their patients for the past 20 years. CosmetAssure works to preserve the surgeon-patient relationship in difficult times when unexpected post-surgery complications delay recovery.



PatientNow is the industry leader in providing integrated EMR, practice management, digital marketing and before & after photo management to power over 4,500 aesthetic practices worldwide to improve efficiency, drive revenue and streamline operations.

Glossary

Abdominoplasty

A surgical procedure to correct the apron of excess skin that hangs over the abdomen. Also known as a tummy tuck.

American Board of Medical Specialties

A nationally recognized nonprofit organization that sets professional standards for medical specialty practice and certification in partnership with its 24 certifying Member Boards.

Blepharoplasty

Eyelid surgery to improve the appearance of upper, lower or both eyelids.

Board-Certified Plastic Surgeon

A surgeon who obtains additional education in the specialty of plastic surgery. The surgeon has satisfactorily completed an approved residency training program and passed a rigorous specialty examination through the American Board of Medical Specialties. This certification is different from possessing a medical license, which is the minimum required by law to practice medicine and is not specialty-specific.

Brachioplasty

A surgical procedure to reshape the under portion of the upper arm from the underarm region to the elbow. Also known as an upper arm lift.

Breast Augmentation

Breast enlargement by surgery. Also known as augmentation mammoplasty.

Breast Implant Removal

To take out breast implants and any scar tissue that formed around the implant from breast augmentation or breast reconstruction patients. Also known as explant surgery.

Breast Reconstruction

Plastic surgery techniques that attempt to restore a breast to near-normal shape, appearance and size following a mastectomy.

Breast Reduction

Entails the removal of skin and tissue from the breast, followed by reshaping and elevating to create a smaller, more proportionate bust size.

Buccal Fat Pad Removal

A surgical procedure to extract the naturally occurring pad of fat in the cheek hollow area.

Buttock Augmentation with Fat Graphing

The transfer of fat from one area of the body using liposuction into the tissues of the buttocks. This technique is often referred to as Brazilian butt lift or BBL.

Buttock Implants

Silicone-filled devices that are surgically placed deep within the tissues of the buttock.

Buttock Lift

A surgical procedure to improve the shape and tone of the underlying tissue that supports skin and fat in the buttock area. Also known as a gluteal lift.

Burn Care

A reconstructive surgical procedure to repair skin or tissue damage usually caused by exposure to intense heat or flame.

Cleft Lip and Palate Repair

A reconstructive surgical procedure to close a gap in the upper lip and roof of the mouth usually caused by a birth defect when tissues do not completely join.

Cosmetic Surgery

Procedures performed to enhance a person's overall aesthetic appearance by reshaping and adjusting normal anatomy to make it visually more appealing. It is not considered medically necessary and often not covered by medical insurance plans. Recovery can take considerable time before a patient can return to their day-to-day routine. Examples include face lifts, tummy tucks, rhinoplasties and breast augmentation.

Facial Fat Grafting

A surgical procedure where fat is transferred from one area of the body to the face to add volume.

Forehead Lift

A surgical procedure to correct a low-positioned or sagging brow. Smooths wrinkles that develop horizontally across the forehead and the vertical creases that develop between the eyebrows. Also known as a brow lift.

Gynecomastia

A surgical procedure that reduces breast size in men, flattening and enhancing the chest contours.

Hand Surgery

A reconstructive surgical procedure to repair, improve or rehabilitate injuries or abnormalities that affect the strength, function or flexibility of the wrist or fingers. Treatments can improve carpal tunnel syndrome, arthritis or trigger finger.

Head and Neck Reconstruction

A surgical procedure to rebuild or reshape the face and neck using blood vessels, bone, tissue, muscle and skin from other parts of the body.

Hernia Repair

A reconstructive surgical procedure that fixes bulging, usually of the stomach or intestines, through the wall of the cavity containing it. Also known as herniorrhaphy.

Glossary

Hyaluronic Acid Fillers

Injections used to diminish facial lines and restore volume and fullness to the face. Hyaluronic acid is found naturally in the body. The dermal filler attracts water, which hydrates the skin and plumps it. This is a minimally invasive procedure. Examples include Juvederm®, Ultra®, Ultra Plus®, Voluma®, Volbella®, Vollure®, Restylane Lyft®, Restylane Silk®, Belotero®, Bolvella® and Restylane®.

Labiaplasty

A surgical procedure to decrease the size of the labia minora (inner tissue of the female genitalia) so that it is flush with the labia majora (outer part of the female genitalia).

Laceration Repair

A reconstructive surgical procedure to fix a tear or cut in the skin, tissue or muscle.

Lip Augmentation

A minimally invasive cosmetic procedure where dermal filler, usually hyaluronic acid filler, is injected to plump lips, enhance the contours or diminish facial lines.

Liposuction

This procedure vacuums out fat from beneath the skin's surface to reduce fullness. Also known as lipoplasty or suction lipectomy.

Lower Body Lift

The surgical removal of excess skin and fat from the abdomen, waist, hips, buttocks and thighs to improve the shape and tone of these areas.

Lower Extremity Reconstruction

A reconstructive surgical procedure to restore form and function to an area from the hip to the toes.

Malar Augmentation

A surgical procedure to add volume with implants or fat grafting (using the patient's own fat) that lifts the cheeks. Also known as cheek augmentation.

Mastopexy (Breast Lift)

A surgical procedure that raises the breasts by removing excess skin and tightens the surrounding tissue to reshape and support the new breast contour. Also known as a breast lift.

Maxillofacial

Relates to the mouth, jaw, face and neck. Surgical procedures focusing on this area can restore or improve essential functions such as speaking, chewing, swallowing and breathing. Procedures can be both reconstructive and cosmetic. An example is cleft lip and cleft palate surgery.

Mentoplasty

A surgical procedure to reshape the chin either by enhancing it with an implant or reducing the bone. Also known as chin augmentation.

Microdermabrasion

A treatment that uses a minimally abrasive instrument to gently sand skin, removing the thicker, uneven outer layer. It helps to thicken collagen in the skin, which results in a younger-looking complexion. This is a minimally invasive procedure.

Minimally Invasive Procedures

An alternative to an invasive surgical operation that does not involve anesthesia and can be done on an outpatient basis. The recovery process post-procedure is typically not as intense, long or in-depth as with surgery. Examples include neuromodulator injections, hyaluronic fillers, skin resurfacing and treatments.

Neck Lift

A surgical procedure that improves visible signs of aging such as sagging jowls, muscle banding in the neck, or excess fat in the jawline. Also known as lower rhytidectomy.

Neuromodulator

An injectable that temporarily reduces or eliminates facial fine lines and wrinkles made from a purified substance derived from bacteria. Injections block the nerve signals to the muscle in which it is injected, making the muscle unable to contract. This is a minimally invasive procedure. Examples include Botox®, Dysport®, Xeomin® and Jeuveau®.

Noninvasive Fat Reduction

Nonsurgical, minimally invasive treatment that uses lasers, heat, cooling or sound waves to destroy fat cells which will be removed from the body as metabolic products. Examples include Coolsculpting®, Lipsonix®, Emsculpt®, Vanquish®, Zerona®, Kybella®. Commonly called nonsurgical liposuction.

Non-HA Fillers

Injectable dermal filler that uses different active ingredients than hyaluronic acid. It is used to fill in facial lines to reduce wrinkles and is semi-permanent, lasting longer than hyaluronic acid fillers. This is a minimally invasive procedure. Examples include Radiesse®, Sculptra®, Bellafill® and Renuva®.

Nonsurgical Skin Tightening

A minimally invasive procedure to firm sagging skin that uses targeted energy to heat deeper layers of skin, which stimulates collagen and elastin production and gradually improves skin tone and texture. Examples include Pelleve®, Thermage® and Ulthera®.

Otoplasty

A surgical procedure to improve the shape, position or proportion of the ear. Also known as ear surgery.

Glossary

Pelvic Floor Reconstruction

A reconstructive surgical procedure used to treat pelvic organ prolapse, when one or more of the organs including the uterus, bowel or bladder slip down from their normal position and bulge into the vagina.

Plastic Surgery

A surgical specialty that is not confined to a single organ system involving repairing, reconstructing or altering the human body either to restore form and function or improve its aesthetic. This includes both reconstruction and cosmetic procedures.

Pressure Ulcers

A reconstructive surgical procedure to repair skin or soft tissue injuries that form after prolonged force is exerted over a specific area of the body. Commonly known as bed sores.

Reconstructive Procedures

Surgery or treatments performed to restore function and normal appearance or to correct deformities created by birth defects, trauma or medical conditions, including cancer. It is considered medically necessary and is covered by most health insurance plans. Examples include cleft lip and cleft palate repair and breast reconstruction.

Rhinoplasty

A surgical procedure that enhances facial harmony and proportions of the nose. It can also correct impaired breathing caused by structural defects in the nose. Also known as nose reshaping or commonly referred to as a nose job.

Rhytidectomy

A surgical procedure to reduce sagging of the mid-face, jowls and neck. Also known as a facelift.

Scar Revision

A reconstructive surgery that attempts to minimize markings from an injury so that it is less visible and blends more with the surrounding skin tone and texture.

Sclerotherapy

A minimally invasive treatment to reduce spider veins. The most common treatment involves injecting a solution into each affected vein, causing the vein to collapse and fade. Laser treatments are also available.

Skin Resurfacing

A minimally invasive procedure to remove the outer layer of skin called the epidermis while simultaneously heating the underlying skin, called the dermis. This action works to stimulate the growth of new collagen, allowing the new skin that forms to be smoother and firmer. Treatments include dermabrasion, chemical peels, both ablative and non-ablative lasers and microdermabrasion.

Skin Treatment

A minimally invasive procedure that improves the appearance of the skin using lasers. Treatments include combination lasers, laser hair removal, intense pulsed light (IPL), laser tattoo removal and laser treatment of leg veins.

Submental Liposuction

A minimally invasive surgical procedure to remove excess fat from under the chin and neck region. It can reduce the appearance of a double chin and contour the neck and jawline. Commonly referred to as chin liposuction.

Thigh Lift

A surgical procedure to reshape the thighs by reducing excess skin and fat, resulting in smoother skin and better-proportioned contours of and lower body.

Treatment of Dog Bites

A reconstructive surgery that repairs wounds to the skin, bones, tendons, nerves, vessels, muscles and joints sustained when a body part is seized with the teeth of a dog.

Tumor Removal

A reconstructive surgery to eliminate an abnormal growth or mass, which may be cancerous or benign, while leaving the surrounding healthy tissue intact. This includes skin cancer excisions.

Further Information

Exclusive Full-Color Graphics and Comprehensive Statistical Graphs at Your Fingertips

Full-color graphics and statistical graphs for this release are available by contacting the ASPS Public Relations Department. We invite you to contact us via media@plasticsurgery.org or at (847) 228-3333.

ASPS Spokespersons Network

Looking for expert insights on plastic surgery? The ASPS Spokespersons Network boasts over 100 plastic surgeons from the United States and Canada. They're not just experts in procedural details but are also well-versed in patient-physician dynamics, emerging trends and even societal impacts like healthcare reform. If you're a journalist seeking an informed perspective, contact the ASPS Public Relations Department to schedule an interview.

PlasticSurgery.org

The ASPS online newsroom is the most comprehensive site for journalistic research on cosmetic and reconstructive plastic surgery on the Internet. Discover the most comprehensive journalistic resource on cosmetic and reconstructive plastic surgery. At PlasticSurgery.org, you'll find:

- Recent news releases
- Latest blogs from subject matter experts
- Archived data from the National Clearinghouse of Plastic Surgery Statistics

Stay Updated with ASPS via Social Media

For real-time updates and the latest insights from the world of plastic surgery, follow ASPS on our social media channels. Stay ahead of the curve with timely announcements, breakthroughs and updates from the trusted voice in plastic surgery. Ensure you're always informed by connecting with ASPS today.



@PlasticSurgeryASPS



@plasticsurgeryasps



@asps_news



@plasticsurgeryasps



[linkedin.com/company/american-society-of-plastic-surgeons](https://www.linkedin.com/company/american-society-of-plastic-surgeons)



AMERICAN SOCIETY OF
PLASTIC SURGEONS®

media@plasticsurgery.org | (847) 228-3333

PlasticSurgery.org